




DURACABLE.COM

800-247-4081



★ **BUILT USA** TOUGH ★

PROFESSIONAL DRAIN CLEANING EQUIPMENT

//////////////////// **TABLE OF CONTENTS** //////////////////////

Products and prices are subject to change without notice.

3-12	DURACABLE Drain Cleaning Machines
13-17	DURACABLE Machine Accessories
18-22	DURAFLEX ® Cable & Accessories
23	DURACABLE Chucks & Blade Holders
24-27	DURACABLE Blades
28-30	PROCLEAN ® Drain Care Products
31-32	Jetting Machines, Nozzles & Hoses
33-36	Picote Cleaning & Descaling Machines, Picote Pipe Restoration Equipment
34-41	Pipe Restoration Patching & Lining Equipment
42-43	Leak Detection & Locator Systems
44-48	Camera Systems, Monitors, Recorders & Accessories
49-54	Tools
55	Gloves & Coveralls
56-59	Ordering Information



**TWO THINGS YOU CAN COUNT ON IN LIFE:
CLOGS AND DURACABLE**

For high quality, made-in-the-USA products and reliable field-tested knowledge, count on your team at Duracable to come through for you and your customers every single time.

RIGHT IN THERE WITH YOU.

MACHINES

SIDE-BY-SIDE MACHINE COMPARISON

DM175	DM162	DM55	DM30	J-MAXX	DM150	DM138	DM125	
3/4 HP Motor	1/2 HP Motor	3/4 HP Motor	1/2 HP Motor	1/3 HP Motor	1/4 HP Motor	1/4 HP Motor	1/6 HP Motor	MOTOR
175 RPM	265 RPM	175 RPM	200 RPM	200 RPM	230 RPM	230 RPM	230 RPM	SPEED
10:1 Gear Box	10:1 Gear Box	10:1 Gear Box	Belt Drive	Belt Drive	Direct Drive	Pulley Drive	Pulley Drive	DRIVE
27" or 23" Reel	18" Reel	26" Reel	21" or 19" Reel	19" or 16" Reel	14" or 8" Reel	14" or 8" Reel	8" Reel	REEL
11/16" or 3/4" up to 150'	5/8" up to 80'	11/16" or 3/4" up to 150'	1/2" or 5/8" up to 100'	3/8" or 1/2" up to 75'	3/8" or 1/2" up to 75'	1/4" or 3/8" up to 90'	1/4" up to 37'	CABLE
PCFR	PCFR	PCFR	PCFR	Mini PCFR (optional)	Mini PCFR (optional)	N/A	N/A	POWER
3-Year Warranty	3-Year Warranty	3-Year Warranty	2-Year Warranty	2-Year Warranty	2-year warranty	2-Year Warranty	2-Year Warranty	WARRANTY
Telescoping Handle	Telescoping Handle	Telescoping Handle	Telescoping Handle	Detachable 'T' handle	Optional Handle	N/A	Optional Handle	HANDLE
3" to 10" lines: Main Lines, Commercial, Residential, Industrial, Grease, Roots	2" to 6" lines: Residential, Floor Drains, Roof Vents, Light Commercial	2" to 10" lines: Main Lines, Commercial, Residential, Industrial, Grease, Roots	2" to 6" lines: Residential, Floor Drains, Roof Vents, Light Commercial	1" to 4" lines: Residential, Roof Vents, Sinks, Floor Drains	1 1/4" to 4" lines: Residential, Sinks, Bathtubs, Shower Drains, Roof Vents, Floor Drains	1 1/4" to 3" lines: Residential, Sinks, Bathtubs, Shower Drains	1 1/4" to 2" lines: Residential, Sinks, Bathtubs, Shower Drains	USES

OUR DRAIN MACHINES ARE BUILT USA TOUGH!

Duracable Manufacturing is the drain cleaning professional's source for top-of-the line equipment to handle any drain problem. Bust through the toughest clogs, clear obstructions, demolish intrusive tree roots, and scrape away gunk and build-up from residential or commercial drain pipes using Duracable machines. Made in the USA with top-grade materials, our drain machines are tough, powerful, and long-lasting.

Duracable manufactures each sewer and drain cleaning machine to exact standards using the most durable materials and time-tested design in the industry. Whether you need a large sewer machine for main lines, a nimble drain machine for a clogged sink, or a versatile machine that can tackle a wide range of jobs, take a look at what Duracable has to offer.

BUILT TO LAST, AND BUILT JUST HOW YOU WANT IT.

Each of our machines is available in several customizable configurations. First, select a drain machine that is sized right for the job. Choose from big upright mainline machines (our DM175 and DM162), versatile sled machines (DM55, DM30, and J-MAXX), and small portable sink machines (DM150, DM125, and DM138). Outfit your machine the way you like it with an open-spoke metal reel or an enclosed poly drum, compatible hollow-core or inner-core cable options, blades, and more.

EVERYTHING YOU NEED IS RIGHT HERE.

We're also an authorized distributor of Picote, Ridgid, Maxliner, and other brands including a complete line of trenchless pipe lining equipment and supplies.



MACHINES

★ BUILT **USA** TOUGH ★

DM175

- for 3" to 10" lines
 - 23" or 27" reel
 - up to 150' cable
- page 5



DM162

- for 2" to 6" lines
 - 18" reel
 - 80' cable
- page 6



DM55

- for 2" to 10" lines
 - 26" reel
 - up to 150' cable
- page 7




DM30

- for 2" to 6" lines
 - 19" or 21" reel
 - 100' cable
- page 8



J-MAXX

- for 1 1/4" to 4" lines
 - 16" or 19" reel
 - 75' cable
- page 9



DM150

- for 1 1/4" to 4" lines
 - 8" or 14" reel
 - 75' cable
- page 10




DM138

- for 1 1/4" to 3" lines
 - 8" or 14" reel
 - up to 90' cable
- page 11



DM125

- for 1 1/4" to 2" lines
 - 8" reel
 - 37' cable
- page 12



MACHINES

DM175

FOR 3" TO 10" LINES

The DM175 is used for main lines; commercial, residential, overhead and wall clean-outs, floor drains; heavy grease or tree roots.

American made for durability. The upright design of the DM175's welded steel unibody frame allows for service technicians to operate the machine in either a vertical or horizontal position. Removable leg supports are standard. A steel head bearing holds the reel in place and allows for a quick reel change with convenient swing bolts. The built-in tool box gives you easy access to specific tools. A winch hook at the top of the frame makes it easy to lift the machine.

SPECIFICATIONS:

- 3/4 HP Motor (2-year warranty)
- 175 RPM
- 10:1 Gearbox Ratio



FEATURES:

- Power Cable Feed and Return
- Adjustable Handle (3 positions)
- Steel Head Bearing
- Standard Safety Air Foot Pedal
- Built-in Tool Box
- Stair Climbers
- 10" Wheels with 2" Tread
- Fits through 30" Doorway
- 10' Cable Tail Piece

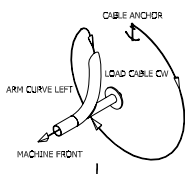
OPTIONS:

- Choice of End Fittings
- Recommended Reel: 23" or 27"
- Recommended Cable: 11/16" or 3/4"



MACHINE SPECIFICATIONS (EST.)

Length	
Without PCFR	26"
With PCFR	33"
Width	
With wheels (narrow)	22.5"
Height	
With handle in low position	45"
With handle in mid position	47"
With handle in high position	49"
Weight	
Machine	91.5 lbs.
23PR reel w/10' tail piece	33.5 lbs.
PCFR	12 lbs.
Wheels, 10" standard	2 lbs.
Arms	
92RA-L, -R	for 23" and 27" reels



92RA-L is the standard arm for this machine. Right arm is available.

PART # DESCRIPTION

DM175 DRAIN CLEANING MACHINE PACKAGES

DM175SP1	DM175 Machine, 23" Poly Reel, 11/16" x 100' Hollow Core Cable
----------	---

DM175 ACCESSORIES / REPLACEMENT PARTS

92005K	3/4 HP Motor Kit
92064K	Gear Reducer Kit for DM175
92PCFR	Power Cable Feed and Return with Mounting Bracket
23PR	23" Polyethylene Reel
27PR	27" Polyethylene Reel
92RA-L	Revolving Arm (left) - standard
92RA-R	Revolving Arm (right)
MM1	Stair Climbers
25220	10" Wheels
92070	Loading Wheels (each, optional)
92072K	Horizontal Stabilizing Legs (set of 2, optional)
92026K	Grip Handle Kit - standard
25074	Air Foot Pedal (rubber) with 10' Tubing
25061	Air Switch with Strain Relief Nut

Machine schematics are available at www.duracable.com



MACHINES

DM162

FOR 2" TO 6" LINES

The DM162 is recommended for residential lines, floor drains, roof vents and light commercial drain lines.

Get the power of an upright machine in a streamlined, light weight, and nimble model that goes anywhere. Tough enough to power through clogs, yet easy to maneuver up and down stairs and in tight spaces, this durable machine is built to last. We think this is the best value available in drain machines. A steel head bearing holds the reel in place and swing bolts allow for quick reel changes. The winch hook at the top of the frame makes it easy to lift the machine.

SPECIFICATIONS:

- 1/2 HP Motor (2-year warranty)
- 265 RPM
- 10:1 Gearbox Ratio



FEATURES:

- Power Cable Feed and Return
- Built-in Tool Box
- Standard 10" Wheels with 2" Tread
- Air Foot Pedal with Strain Relief
- Steel Head Bearing
- Telescoping Handle
- Non-Marring Rubber Pads
- 4' Cable Tail Piece

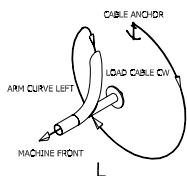
OPTIONS:

- Choice of End Fittings
- Recommended Reel: 18"
- Recommended Cable: 5/8"



MACHINE SPECIFICATIONS (EST.)

Length	
Without PCFR	23.25"
With PCFR	30.25"
Width	
With wheels (narrow)	19"
Height	
With handle in low position	38"
With handle in high position	43.25"
Weight	
Machine	72 lbs.
18PR reel	19 lbs.
PCFR	12 lbs.
Wheels, 10" standard	2 lbs.
Arms	
71RA-L, -R	for 18" reel



This is the standard arm that comes with this machine package.

PART # DESCRIPTION

DM162 DRAIN CLEANING MACHINE PACKAGES

DM162SP1	DM162 Machine, 18" Poly Reel, 5/8" X 80' Hollow Core Cable
----------	--

DM162 ACCESSORIES / REPLACEMENT PARTS

61005K	1/2 HP Motor
92PCFR	Power Cable Feed and Return with Mounting Bracket
18PR	18" Polyethylene Reel
71RA-L	Revolving Arm (left) - standard
71RA-R	Revolving Arm (right)
25220K	10" Poly Wheel Kit
71052K	Stair Glide Kit (two kits necessary)
71070K	Loading Wheel Kit (optional)
25074	Air Foot Pedal (rubber) with 10' Tubing
25061	Air Switch with Strain Relief Nut
EB1K	Winch Hook Kit (eye bolt and washer)

Machine schematics are available at www.duracable.com

MACHINES

DM55

FOR 2" TO 10" LINES

The DM55 is used for main lines; industrial, commercial, residential, floor drains; grease and roots.



The popular DM55 features a continuous-weld frame constructed of an aluminum alloy that is as strong as steel. This sled design allows for service technicians to operate the machine in either a vertical or horizontal position. This machine features electrical wiring that runs through the frame to help protect the operator. The winch hook on the frame makes it easy to lift the machine with a loading ramp or crane.

SPECIFICATIONS:

- 3/4 HP Motor (2-year warranty)
- 175 RPM

FEATURES:

- Power Cable Feed and Return
- Telescoping Handle
- Ground Fault Circuit Interrupter
- Standard Safety Air Foot Pedal
- 10' Cable Tail Piece
- Fits through 30" doorway

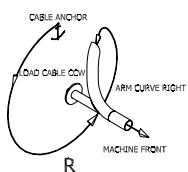
OPTIONS:

- Choice of End Fittings
- Choice of Narrow or Wide Wheels
- Recommended Reel: 21" or 26"
- Recommended Cable: 1 1/16" or 3/4"



MACHINE SPECIFICATIONS (EST.)

Length (handle retracted)	
With PCFR	45"
Width	
With wheels (standard)	24.5"
With wheels (wide)	26.5"
Height	
With PCFR	23.25"
Weight	
Machine	104 lbs.
26PR reel w/ 10' tail piece	24.7 lbs.
PCFR	12 lbs.
Wheels (standard)	2 lbs.
Wheels (wide)	11.5 lbs.
Arms	
82RAS	for 21" and 26" reels



This is the standard arm that comes with this machine package.

PART # DESCRIPTION

DM55 DRAIN CLEANING MACHINE PACKAGES

DM55 SP	DM55 Machine with PCFR, 26" Open Spoke Metal Reel, 11/16" x 100' Cable
DM55 SPJ	DM55 Machine with PCFR, 26" Jumbo OS Metal Reel, 11/16" x 150' Cable
DM55 SPO	DM55 Machine with PCFR, 26" Jumbo Poly Reel, 11/16" X 150' Cable
DM55 SPP	DM55 Machine with PCFR, 26" Poly Reel, 11/16" X 100' Cable

DM55 ACCESSORIES / REPLACEMENT PARTS

81005K	3/4 HP Motor Kit
PCFR	Power Cable Feed and Return
PCFR80K	Power Cable Feed and Return Adapter Kit
D1K	26" Open Spoke Metal Reel
D1KJ	26" Open Spoke Metal Reel, Jumbo
26PR	26" Polyethylene Reel
26PRO	26" Polyethylene Reel, Jumbo
82RAS	Revolving Arm
WWK10	Wide Wheels
NWK10	Narrow Wheels
81052K	Stair Guide Kit
DKIT2	Blade Kit

DM55 CABLE SUBSTITUTIONS

Substitutions available upon request; may incur an additional charge. Recommended cable sizes: 11/16", 3/4"

Machine schematics are available at www.duracable.com

MACHINES

DM30

FOR 2" TO 6" LINES

Use the DM30 for residential floor drains, roof vents, and light commercial jobs.



The DM30 is a mid-range sled-style machine suitable for a variety of drain cleaning jobs. The DM30 features a double-tube frame for added stability. The electrical wiring of this machine runs through the top of the frame so normal wear will not expose the wiring. This machine can run several different sized reels which makes this machine very versatile with the flexibility of the cable diameter and length.

SPECIFICATIONS:

- 1/2 HP Motor
- 200 RPM

FEATURES:

- Power Cable Feed and Return
- Telescoping Handle
- Ground Fault Circuit Interrupter
- Standard Safety Air Foot Pedal
- 4' Cable Tail Piece

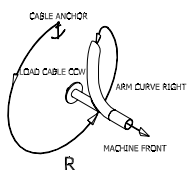
OPTIONS:

- Choice of End Fittings
- Choice of Narrow or Wide 10" Wheels
- Recommended Reel: 19" or 21"
- Recommended Cable: 1/2" or 5/8"



MACHINE SPECIFICATIONS (EST.)

Length	
Without wheels (standard)	40.5"
Width	
With wheels (standard)	24.75"
Height	
With wheels (standard)	20"
Weight	
Machine	100 lbs.
21PRS reel	18 lbs.
PCFR	12 lbs.
Wheels (wide), 10"	12 lbs.
Arms	
D8SL6	19" reels
D8K6S	21" metal reel
61RAS	21" polyethylene reel



This is the standard arm that comes with this machine package.

PART # DESCRIPTION

DM30 DRAIN CLEANING MACHINE PACKAGES

DM30 SP	DM30 Machine with PCFR, 21" OS Metal Reel, 5/8" X 100' Hollow Core Cable
DM30 SPB	DM30 Machine with PCFR, 21" Poly Reel, 5/8" X 100' Hollow Core Cable

DM30 ACCESSORIES / REPLACEMENT PARTS

61005K	1/2 HP Motor
PCFR	Power Cable Feed and Return
PCFR80K	Power Cable Feed and Return Adapter Kit
D1S1	19" Open Spoke Metal Reel
D1J1	21" Open Spoke Metal Reel
19PRS	19" Polyethylene Reel
21PRS	21" Polyethylene Reel
D8SL6	Revolving Arm (19" reels)
D8K6S	Revolving Arm (21" metal reels)
61RAS	Revolving Arm (21" polyethylene reel)
WWK10	Wide Wheels
NWK10	Narrow Wheels
61052K	Stair Guide Kit
DKIT2	Blade Kit

DM30 CABLE SUBSTITUTIONS

Substitutions available upon request; may incur an additional charge. Recommended cable sizes: 1/2", 5/8"

Machine schematics are available at www.duracable.com

MACHINES

J-MAXX

FOR 1-1/4"
TO 4" LINES

The J-Maxx packs a lot of power in a smaller machine. It is designed to clean residential jobs, roof vents, and floor drains.



For a machine that holds up to a 19-inch reel, the economical J-MAXX is incredibly lightweight and easy to transport. Housed in a continuously-welded single tube steel frame, the workings of the machine are bolted directly to the frame for stability. The belt-driven motor powers up to 75 feet of cable. Reel changes are quick and easy on this machine, giving you the versatility you need on the job.

SPECIFICATIONS:


- 1/3 HP Motor
- 200 RPM

OPTIONS:

- Choice of End Fittings
- Recommended Reel: 16" or 19"
- Recommended Cable: 3/8" or 1/2"

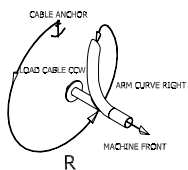
FEATURES:

- Mobility Kit included (6" wheels and handle)
- Ground Fault Circuit Interrupter
- Standard Safety Air Foot Pedal
- Steel frame



MACHINE SPECIFICATIONS (EST.)

Length	
Without handle	27"
Width	
With handle and wheels	17.5"
Height	
Machine	17"
Weight	
Machine	56.5 lbs.
19PRS reel	12.5 lbs.
Wheels (narrow)	13 lbs.
Arms	
D8SL2A w/ 31021	16" reels
D8SL9A w/ 31020	19" reels



This is the standard arm that comes with this machine package.

PART # DESCRIPTION

J-MAXX DRAIN CLEANING MACHINE PACKAGES

J-MAXX SP	J-MAXX Machine, 16" OS Metal Reel, 3/8" X 75' Hollow Core Cable
J-MAXX SPA	J-MAXX Machine, 19" OS Metal Reel, 1/2" X 75' Hollow Core Cable
J-MAXX SPB	J-MAXX Machine, 16" Poly Reel, 3/8" X 75' Hollow Core Cable
J-MAXX SPC	J-MAXX Machine, 19" Poly Reel, 1/2" X 75' Hollow Core Cable

J-MAXX ACCESSORIES / REPLACEMENT PARTS

31005	1/3 HP Motor
780000	Mini Power Cable Feed and Return (optional)
D1S	16" Open Spoke Metal Reel
D1S1	19" Open Spoke Metal Reel
16PRS	16" Polyethylene Reel
19PRS	19" Polyethylene Reel
D8SL2A	Revolving Arm, without Collar (16" reels)
D8SL9A	Revolving Arm, without Collar (19" reels)
31001	Replacement Mobility Kit (wheels and handle)
DKIT1	Blade Kit

J-MAXX CABLE SUBSTITUTIONS

Substitutions available upon request; may incur an additional charge. Recommended cable sizes: 3/8", 1/2"

Machine schematics are available at www.duracable.com

MACHINES

DM150

FOR 1-1/4" TO 4" LINES

The DM150 is designed for residential sinks, bathtubs, shower drains, roof vents, and floor drains.



The DM150 is a powerhouse machine that performs a variety of jobs. The D-shaft motor gives this machine extra torque to help push through an obstruction. Operates in 5 positions (0 to 90 degrees) that can be secured in notched positions to keep the reel from slipping. The DM150 can be transported easily with a machine cart or with an optional lifting handle. The quick-change reel also allows an operator to switch between two different sized cables in just minutes.

SPECIFICATIONS:

- 1/4 HP Gear-driven Motor
- 230 RPM

FEATURES:

- Ground Fault Circuit Interrupter
- Optional Machine Cart
- Standard Safety Air Foot Pedal
- Five-position operation

OPTIONS:

- Choice of End Fittings
- Recommended Reel: 8" or 14"
- Recommended Cable: 3/8" or 1/2"



52040

PART # DESCRIPTION

DM150 DRAIN CLEANING MACHINE PACKAGES

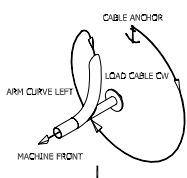
PART #	DESCRIPTION
DM150A	DM150 Machine, 14" Poly Reel, 3/8" X 75' Hollow Core Cable
DM150AO	DM150 Machine, 14" Oversized Poly Reel, 1/2" X 75' Hollow Core Cable
DM150A2	DM150 Machine, 14" Oversized Poly Reel, 14" Polyethylene Reel, 1/2" X 75' and 3/8" X 75' Hollow Core Cable
DM150C2	DM150 Machine with Guide Tube and Machine Cart, 14" Oversized Poly Reel, 14" Poly Reel, 8" Poly Reel, 1/4" X 37', 3/8" X 75', and 1/2" X 75' Hollow Core Cable

DM150 ACCESSORIES / REPLACEMENT PARTS

52005S	1/4 HP Motor
780000	Mini Power Cable Feed and Return (optional)
8PRK	8" Polyethylene Reel
14PRWLK	14" Polyethylene Reel (with left arm) – standard
14PRWRK	14" Polyethylene Reel (with right arm)
14PROWLK	14" Oversized Polyethylene Reel (with left arm) – standard
14PROWRK	14" Oversized Polyethylene Reel (with right arm)
25RA	Revolving Arm (8" reel)
38RAW-L	Left Revolving Arm (for 14PRWLK) – standard
38RAW-R	Right Revolving Arm (for 14PRWRK)
50RAW-L	Left Revolving Arm (for 14PROWLK) – standard
50RAW-R	Right Revolving Arm (for 14PROWRK)
25074	Air Foot Pedal (rubber) with 10' Tubing
25061	Air Switch with Strain Relief Nut
25216	Guide Tube
11036	Guide Tube Bracket Assembly
52040	Machine Cart (optional)

MACHINE SPECIFICATIONS (EST.)

Length Machine	17"
Width Machine	20"
Height Machine with reel	16"
Weight Machine 14PROWLK oversized reel	34 lbs. 8.25 lbs.
Arms 38RAW-L, -R 50RAW-L, -R	14" standard reel 14" oversized reel



The left arm is the standard arm for this machine. Right arm is available.

Machine schematics are available at www.duracable.com

MACHINES

DM138

FOR 1-1/4"
TO 3" LINES

Use the DM138 for residential lines, sinks, shower, and bathtub drains.



The DM138's continuously-welded frame holds up to the challenges of the job, and a heavy-duty front bearing mount also adds to the stability of this machine. The machine is equipped with a self-aligning head bearing which ensures that the reel will stay in place when in operation. It also allows for a quick reel change on the job. The guide tube keeps surfaces from scratching while you are running cable. This small machine can also operate in an upright position to allow running cable easier. Non-marring rubber pads will protect flooring whether the machine is run in a horizontal or vertical position.



SPECIFICATIONS:

- 1/4 HP Motor
- 230 RPM

FEATURES:

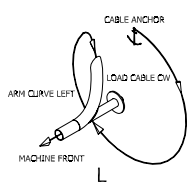
- Vertical or Horizontal Operation
- Ground Fault Circuit Interrupter
- Standard Safety Air Foot Pedal

OPTIONS:

- Recommended Reel: 8 or 14"
- Recommended Cable: 1/4" or 3/8"

MACHINE SPECIFICATIONS (EST.)

Length Machine	20"
Width Machine with 14" reel	14"
Height Machine with 14" reel	15.25"
Weight Machine 14PRWLK reel	22.5 lbs. 7.75 lbs.
Arms 25RA 38RAW-L,-R	8" reel 14" reel



This is the standard arm for this machine. Opposite arms are available for the 14" reel.

PART # DESCRIPTION

DM138 DRAIN CLEANING MACHINE PACKAGES

DM138A	DM138 Machine, 14" Poly Reel, 3/8" X 75' Hollow Core Cable
DM138AO	DM138 Machine, 14" Poly Reel, 3/8" X 100' Hollow Core Cable
DM138A2	DM138 Machine with Guide Tube, 14" Poly Reel, 8" Poly Reel, 1/4" X37' and 3/8" X 75' Hollow Core Cable
DM138A2O	DM138 Machine with Guide Tube, 14" Poly Reel, 8" Poly Reel, 1/4" X37' and 3/8" X 100' Hollow Core Cable

DM138 ACCESSORIES / REPLACEMENT PARTS

11005	1/4 HP Motor
780000	Mini Power Cable Feed and Return (optional)
8PRK	8" Polyethylene Reel
14PRWLK	14" Polyethylene Reel (with left arm) – standard
14PRWRK	14" Polyethylene Reel (with right arm)
25RA	Revolving Arm (8" reel)
38RAW-L	Left Revolving Arm (for 14PRWLK) – standard
38RAW-R	Right Revolving Arm (for 14PRWRK)
25074	Air Foot Pedal (rubber) with 10' Tubing
25061	Air Switch with Strain Relief Nut
25003	Forward/Reverse Switch
25216	Guide Tube
11036	Guide Tube Bracket Assembly
11040	Detachable Handle with Welded-on Bracket

Machine schematics are available at www.duracable.com

MACHINES

DM125

FOR 1-1/4" TO 2" LINES

The DM125 is designed for use on residential lines, sinks, bathtubs, and shower drains.



The DM125 is small but mighty. The heavy-duty casted self-aligning head bearing ensures that the reel will stay in place. The versatile DM125 can operate in the horizontal or the vertical position. Equipped with a GFCI, safety air foot pedal, and through-the-frame wiring, the DM125 machine offers safety for the operator. An optional guide tube helps run cable without scratching surfaces, and the non-marring pads eliminate marks and scuffs on the floor while on the job.

SPECIFICATIONS:

- 1/6 HP Motor
- 230 RPM

FEATURES:

- Vertical or Horizontal Operation
- Ground Fault Circuit Interrupter
- Standard Safety Air Foot Pedal

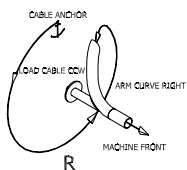
OPTIONS:

- Choice of End Fittings
- Recommended Reel: 8"
- Recommended Cable: 1/4"



MACHINE SPECIFICATIONS (EST.)

Length	
Machine	20"
Width	
Machine with reel	10"
Height	
Machine with reel	14"
Weight	
Machine	22.5 lbs.
8PRK reel	6.25 lbs.
Wheels (narrow)	13 lbs.
Arms	
25RA	8" reel



This is the standard arm that comes with this machine package.

PART # DESCRIPTION

DM125 DRAIN CLEANING MACHINE PACKAGES

DM125A	DM125 Machine, 8" Poly Reel, 1/4" x 37' Hollow Core Cable
--------	---

DM125 ACCESSORIES / REPLACEMENT PARTS

11006	1/6 HP Motor
8PRK	8" Polyethylene Reel
25RA	Revolving Arm (8" reel)
25074	Air Foot Pedal (rubber) with 10' Tubing
25061	Air Switch with Strain Relief Nut
25003	Forward/Reverse Switch
25216	Guide Tube
11036	Guide Tube Bracket Assembly

Machine schematics are available at www.duracable.com

MACHINE ACCESSORIES

LOADING RAMP

Invest in the loading ramp and winch system and see how easy it is to eliminate back strain when lifting and lugging your drain cleaning machine on and off the van on every job, cut down on costly workers' compensation claims, and add years of life to your equipment. Our remote switch makes loading and unloading much safer, and makes the ramp and winch system OSHA-compliant for accessibility. All winches have a hand-held wireless remote.

Ramp and extension rollers provide support to the machine during loading and unloading, easing strain on the machine frame. Built-in wheel stops hold the machine in place on the ramp. Both the ramp and extension have crossbars added to the frame for stability. A pin with lanyard is included to keep the ramp extension in the retracted position when not in use. The mount plate for the winch is pitched at the same angle as the ramp, leading to better cable clearance as the cable unwinds and rewinds. The optional EZ-Store Shelf bolts directly onto the loading ramp frame and provides storage for all the extra equipment needed for a job.



EZ-Store Shelf holds up to 1000 lbs.

27" x 52" x 40" with EZ-Store Shelf and long tailgate ramp

Long tailgate is shown. Short tailgate has two rollers.

PART # DESCRIPTION

LOADING RAMP FOR DM55

ULR001A	Loading Ramp for DM55 with Winch and Wheel Stops	Short Tail		
ULR001AA		Long Tail		
ULR001AS		Short Tail		Shelf
ULR001ASL		Long Tail		Shelf

LOADING RAMP FOR DM175

ULR001B	Loading Ramp for DM175 with Winch and Wheel Stops	Short Tail		
ULR001BB		Long Tail		
ULR001C		Short Tail	Skid	
ULR001CC		Long Tail	Skid	
ULR001BS		Short Tail		Shelf
ULR001BSL		Long Tail		Shelf
ULR001CS		Short Tail	Skid	Shelf
ULR001CSL		Long Tail	Skid	Shelf

LOADING RAMP FOR RIDGID H7500

ULR001D	Loading Ramp for Ridgid Model K7500 with Winch and Wheel Stops	Short Tail	Skid	
ULR001DD		Long Tail	Skid	
ULR001DS		Short Tail	Skid	Shelf
ULR001DSL		Long Tail	Skid	Shelf

LOADING RAMP PARTS & ACCESSORIES

ULR002	Universal Loading Ramp
WWH075A	Loading Ramp Winch with Wireless Remote
LR077	Tailgate Piece for Loading Ramp (<i>short - 2 rollers</i>)
LR078	Tailgate Piece for Loading Ramp (<i>long - 4 rollers</i>)
LR007	Rollers for Tail Piece Section
UEZ01	EZ-Store Ramp Shelf
82090	Wheel Stops for DM55
92090	Wheel Stops for DM175
71070K	Loading Wheel Kit for DM162
71080K	Ramp Skid Kit for DM162
92080	Ramp Skid for DM175
90080	Ramp Skid with Lifting Eye for Ridgid K7500



Loading Ramp Winch with Wireless Remote

//////////////////// MACHINE ACCESSORIES //////////////////////

POWER CABLE FEED AND RETURN

The Power Cable Feed and Return (PCFR) is designed to help you run long lengths of cable through lines. The PCFR is standard on the DM175, DM162, DM55, and DM30 machines, and is an option on the DM10.



PCFR

ADJUSTING PCFR BY CABLE SIZE

6 Sizing Plates per Block	3/4" Cable
5 Sizing Plates per Block	11/16" Cable
4 Sizing Plates per Block	5/8" Cable
2 Sizing Plates per Block	1/2" Cable
1 Sizing Plate per Block	13/32" Cable
0 Sizing Plates per Block	3/8" Cable

PART # DESCRIPTION

PCFR	PCFR Complete Unit
PCFR23SER	PCFR Piston Kit
PCFR22SER	PCFR Bearing Kit
PCFR80K	PCFR Adapter Kit for DM55, DM30, and DM10

MINI PCFR

The Mini Power Cable Feed and Return is designed for the J-Maxx, DM150, and DM138 machines. It feeds cable from 5/16" to 1/2" diameter.



780000

PART # DESCRIPTION

780000	Mini Power Cable Feed and Return
780005K	Mini Power Cable Feed and Return Piston Kit
SB23K	Mini Power Cable Feed and Return Bearing Kit
780012	Universal Mount Bracket Assembly for DM138 and DM150

AIR FOOT PEDAL

Start or stop the machine safely in wet environments with an air foot pedal.



25074



25073K

PART # DESCRIPTION

25073K	Metal Air Foot Pedal with 8' Tubing and Clamp
25074	Rubber Air Foot Pedal with 10' Tubing
25061	Air Switch with Strain Relief Nut

GFCI

A ground fault circuit interruptor cord acts in a fraction of a second to protect against electrical shock, overheating, and fires.

GFC123



PART # DESCRIPTION

GFC123	GFCI Cord
25160	Field Attachment GFCI, 15 amp, 12 gauge repair kit
25165	26" GFCI Cord, 15 amp, 12 gauge right angle
25166	Right Angle, 15A Black (22 inches long)
25172	Right Angle, 15A Black (180 inches long)
R96265	Strain Relief for GFCI Cord (Ridgid K7500 machine)
R27187	Strain Relief for GFCI Cord (Ridgid K3800 machine)

WHEELS



WWK10 (left) and NWK10 (right)

25220

PART # DESCRIPTION

NWK10	10" Narrow Pneumatic Wheels for DM55 and DM30
WWK10	10" Wide Pneumatic Wheels for DM55 and DM30
25220	10" 5-Spoke Plastic Wheels for DM175 and DM162
41060	6" Solid Rubber Wheels for DM10 and J-MAXX

//////////////////// MACHINE ACCESSORIES //////////////////////

REEL COVERS

Reel covers are designed for use with our open spoke metal reels to decrease the amount of splatter while operating your drain machines. These covers help keep the work area cleaner.

PART #	DESCRIPTION
DRC14	14" Reel Cover
DRC16	16" Reel Cover
DRC19	19" Reel Cover
DRC21	21" Reel Cover
DRC26	26" Reel Cover
DRCJ	26" Jumbo Reel Cover




DRC19

REEL SHIELD

The Reel Shield helps keep the mess to a minimum when you are operating a machine with an open reel. By placing the Reel Shield over the reel, you can reduce splatter, which helps make cleanup easier when the job is complete.

PART #	DESCRIPTION
RS2	Reel Shield



REEL CART

The Reel Cart is a hand dolly with stair climbers to help you transport your reels. The reel cart is a safety measure to use when transporting the reel with cable separately from the drain machine.

PART #	DESCRIPTION
25200	Reel Cart for 21" to 27" reels



REEL EZ

Make loading drain cable into your machine easier. This rotating dolly allows a box of cable to spin freely in place while you load, reducing operator injury, property damage, and cable damage.

PART #	DESCRIPTION
RE2	Reel EZ Cable Loader



//////////////////// MACHINE ACCESSORIES //////////////////////

REELS

PART #	REEL TYPE	SIZE	ARM	CABLE SIZE	FITS MACHINES
REELS					
8PRK	Enclosed Polyethylene Reel	8"	R/CC	for 1/4" cable	fits DM125
14PRS	Enclosed Polyethylene Reel	14"	R/CC	for 1/4", 5/16", 3/8" cable	fits J-MAXX
14PRWLK	Enclosed Polyethylene Reel	14"	L/C	for 3/8" cable	fits DM138, DM150
14PRWRK	Enclosed Polyethylene Reel	14"	L/C	for 3/8" cable	fits DM138, DM150
14PROWLK	Oversized Enclosed Polyethylene Reel	14"	L/C	for 1/2" cable	fits DM150
14PROWRK	Oversized Enclosed Polyethylene Reel	14"	L/C	for 1/2" cable	fits DM150
16PRS	Enclosed Polyethylene Reel	16"	R/CC	for 1/4", 5/16", 3/8" cable	fits J-MAXX, DM30
18PR	Enclosed Polyethylene Reel	18"	L/C		fits DM175, DM162
19PRS	Enclosed Polyethylene Reel	19"	R/CC		fits J-MAXX, DM30
21PRS	Enclosed Polyethylene Reel	21"	R/CC	for 5/8" cable	fits DM30, DM55
23PR	Enclosed Polyethylene Reel	23"	L/C		fits DM175
26PR	Enclosed Polyethylene Reel	26"	R/CC		fits DM55
26PRO	Oversized Enclosed Polyethylene Reel	26"	R/CC		fits DM55
27PR	Enclosed Polyethylene Reel	27"	L/C		fits DM175
D1L	Open Spoke Metal Reel	14"	R/CC		fits J-MAXX
D1S	Open Spoke Metal Reel	16"	R/CC		fits J-MAXX
D1S1	Open Spoke Metal Reel	19"	R/CC		fits J-MAXX, DM30
D1J1	Open Spoke Metal Reel	21"	R/CC		fits DM30, DM55
D1K	Open Spoke Metal Reel	26"	R/CC		fits DM55
D1KJ	Oversized Open Spoke Metal Reel	26"	R/CC		fits DM55

PART # DESCRIPTION

REEL ATTACHMENTS & REEL FLOATING RINGS

D2JS	Floating Ring for 16" Metal Reels
D2JM	Floating Ring for 19" and 21" Metal Reels (<i>up to 1/2" cable</i>)
D2JR	Floating Ring for 19" and 21" Metal Reels (<i>up to 5/8" cable</i>)
D2J1	Floating Ring for 21" Metal Reels
26FR	Floating Ring for 26" Polyethylene Reels
D2J	Floating Ring for 26" Metal Reels
D3L	Snap-On Reel Attachment for 16" and 19" Open Spoke Metal Reels
D3	Snap-On Reel Attachment for 21" and 26" Open Spoke Metal Reels
D3E	Floating Ring Reel Attachment for use with D2JS or D2JM Floating Rings
D3R	Floating Ring Reel Attachment for 19", 21" and 26" Metal Reels and 26" Polyethylene Reels (<i>fits male ends</i>)
D3RJ	Floating Ring Reel Attachment for 19", 21" and 26" Metal Reels and 26" Polyethylene Reels for 5/8" cable (<i>fits slip joint ends</i>)

ARM EXTENSION FOR REVOLVING ARMS

D7SL	Arm Extension for Revolving Arm 82RAS (<i>26" reels</i>)
D6SL	Arm Extension for Revolving Arm D8K6S (<i>21" reels</i>)
31020	Arm Extension for Revolving Arm D8SL9A (<i>19" reels for J-Maxx</i>)
31021	Arm Extension for Revolving Arm D8SL2A (<i>16" reels for J-Maxx</i>)

//////////////////// MACHINE ACCESSORIES //////////////////////

PART # **DESCRIPTION**

LEADERS

FL69-002	2' Flexible Leader, 11/16"
FL75-002	2' Flexible Leader, 3/4"

TAIL PIECES, 4'

TS38-004	3/8" x 4' Tail Piece with Ends
TS38-004SO	3/8" x 4' Tail Piece with Ends and Snap-On Reel Attachment (D3L)
TS50-004	1/2" x 4' Tail Piece with Ends
TS50-004FR	1/2" x 4' Tail Piece with Ends, Floating Ring (D2JM), and Reel Attachment (D3E)
TS50-004FRSJ	1/2" x 4' Tail Piece with Slip Joint Ends, Floating Ring (D2J1), and Reel Attachment (D3RJ)
TS50-004PI	1/2" x 4' Tail Piece with Ends and Push-In Reel Attachment (D3S)
TS50-004SO	1/2" x 4' Tail Piece with Ends and Snap-On Reel Attachment (D3L)
TS62-004	5/8" x 4' Tail Piece with Ends
TS62-004FR	5/8" x 4' Tail Piece with Ends, Floating Ring (D2J1), and Reel Attachment (D3R)
TS62-004FRSJ	5/8" x 4' Tail Piece with Slip Joint Ends, Floating Ring (D2J1), and Reel Attachment (D3RJ)

TAIL PIECES, 10'

TS62-010P	5/8" x 10' Tail Piece with Male/Female Ends and Reel Attachment (D3R)
TS69-010	11/16" x 10' Tail Piece with Ends
TS69-010FR	11/16" x 10' Tail Piece with Ends, Floating Ring (D2J), and Reel Attachment (D3R)
TS69-010FRSJ	11/16" x 10' Tail Piece with Slip Joint Ends, Floating Ring (D2J), and Reel Attachment (D3RJ)
TS69-010P	11/16" x 10' Tail Piece with Ends and Reel Attachment (D3R)
TS69-010SJP	11/16" x 10' Tail Piece with Slip Joint Ends and Reel Attachment (D3RJ)
TS75-010	3/4" x 10' Tail Piece with Ends
TS75-010FR	3/4" x 10' Tail Piece with Ends, Floating Ring (D2J), and Reel Attachment (D3R)
TS75-010FRSJ	3/4" x 10' Tail Piece with Slip Joint Ends, Floating Ring (D2J), and Reel Attachment (D3RJ)
TS75-010P	3/4" x 10' Tail Piece with Ends and Reel Attachment (D3R)
TS75-010SJP	3/4" x 10' Tail Piece with Slip Joint Ends and Reel Attachment (D3RJ)

SPRING KIT FOR REVOLVING ARMS

D8CK	Spring Kit for Revolving Arm 82RAS (26" reels)
------	--

SET SCREW FOR REVOLVING ARMS

CPSS5	Set Screw for Revolving Arm 82RAS (26" reels), D8SL6 (19" reels for DM30), D8K6S (21" metal reels), D8SL9 (19" reels for DM10)
CPSS13	Set Screw for Revolving Arm D8SL2 (16" reels for DM10)

COLLAR FOR REVOLVING ARMS

D8B5	Collar for Revolving Arm D8SL2 (16" reels for DM10)
D8B9	Collar for Revolving Arm D8SL6 (19" reels for DM30), D8SL9 (19" reels for DM10)

REEL BEARING

D6A	Reel Bearing for All Reels
-----	----------------------------

//////////////////// CABLE & ACCESSORIES //////////////////////

DURAFLEX®



Our DuraFlex® cable is a favorite among service technicians. We manufacture it from a proprietary, hard-drawn, high-tensile strength wire in a variety of diameters, lengths, and flexible characteristics to fit every application.

All cable is packaged and shipped to you in a unique carton that eliminates problems caused by banding and protects the cable during the shipping process. The cable loads easily into your machine with fewer kinks for a longer life and better return on your investment.

We thoroughly test our cable before distribution. It must pass each test, or it will not be sold. If the cable passes all of the tests, it is boxed and tagged for use.

DuraFlex cable comes in flexible styles including Hollow Core and Inner Core.

Choose the ends you prefer on your cable: female, slip-joint, or male end fittings.



TESTING

Duracable provides the highest quality cable on the market. Every coil of wire that comes into our warehouse is tested and the results are documented. If any of the tests fail, that coil of wire is discarded and not used in the manufacturing of our DuraFlex cable. We test more than 27,000 pieces of cable per year, which equals more than 15.4 million feet of wire. Only the best can be DuraFlex cable.

INSIDE/OUTSIDE DIAMETER TEST

Our diameter test checks the outside and inside diameter of the cable. The gauge used in the test tells us the diameter of the cable, to make sure it meets our specifications.

DROP TEST

The drop test checks to make sure the stiffness of the cable is adequate. If cable is too limber it will not move through the drain properly. Duracable also manufactures loose wound cable for those who prefer that style of cable. Another option is to add a loose wound leader to your firmer DuraFlex cable. With our stiff cable you can get more life (and more jobs) per cable.

TWIST TEST

In our twist test, one end of the cable is restrained to keep it in place while the other end is twisted with our machines. We set a gauge to a specific psi and the motor then turns the cable until it knots or breaks. The number of turns, or “twists,” is recorded. The gauge will tell us how many foot-pounds of torque the cable can take before it knots or breaks.

STRETCH TEST

For the stretch test, the cable is mounted onto our stretch indicator and the pressure gauge is set. The distance between the coils is less than 1/3 the thickness of a human hair. We stretch the cable until a feeler gauge can be inserted between the links on the cable. The pounds of pressure and distance are recorded for cable consistency. The cable is then stretched and we check to see how many pounds of pressure it took to make the cable stretch. We then bring the cable back to the point where there is no pressure on the coils and we measure how much the cable actually stretched.



BUILT USA TOUGH AND TESTED TO USA STANDARDS. QUALITY GUARANTEED.

//////////////////// CABLE & ACCESSORIES //////////////////////

PLEASE SPECIFY IF YOU WOULD LIKE ENDS ON YOUR CABLE WHEN ORDERING.

Ideal for household clogs, sinks, tubs, and other minor jobs, this cable is light enough to maneuver smaller household drains. For use in 1" to 2" lines.

CABLE, 1/4" & 5/16"

PART # DESCRIPTION

1/4" CABLE

CH25-037	1/4" Hollow Core x 37'
CH25-050	1/4" Hollow Core x 50'
CH25-075	1/4" Hollow Core x 75'
CH25-100	1/4" Hollow Core x 100'
CI25-037	1/4" Inner Core x 37'
CI25-050	1/4" Inner Core x 50'
CI25-075	1/4" Inner Core x 75'
CI25-100	1/4" Inner Core x 100'

5/16" CABLE

CH31-050	5/16" Hollow Core x 50'
CH31-075	5/16" Hollow Core x 75'
CH31-100	5/16" Hollow Core x 100'
CI31-050	5/16" Inner Core x 50'
CI31-075	5/16" Inner Core x 75'
CI31-100	5/16" Inner Core x 100'

END FITTINGS, 1/4" & 5/16"

PART # DESCRIPTION

END FITTINGS FOR 1/4" CABLE

NA3FK	1/4" Female End Fitting
NA3K	1/4" Male End Fitting

END FITTINGS FOR 5/16" CABLE

NA2FK	5/16" Female End Fitting
NA2K	5/16" Male End Fitting



NA3FK
1/4" Female



NA2FK
5/16" Female

Our best selling small cable. Whether it's tubs, sinks, kitchen traps, or washing machine lines — use this cable to tackle all of your light duty jobs in lines up to 3" in diameter.

CABLE, 3/8"

PART # DESCRIPTION

3/8" CABLE

CH38-050	3/8" Hollow Core x 50'
CH38-075	3/8" Hollow Core x 75'
CH38-100	3/8" Hollow Core x 100'
CI38-050	3/8" Inner Core x 50'
CI38-075	3/8" Inner Core x 75'
CI38-100	3/8" Inner Core x 100'

END FITTINGS, 3/8"

PART # DESCRIPTION

END FITTINGS FOR 3/8" CABLE

NA13K	3/8" Female End Fitting
NA1K	3/8" Male End Fitting
GEFC38	3/8" Female End Fitting (General-style)
GEMC38	3/8" Male End Fitting (General-style)
NA9	3/8" Splice Core
NA9S	3/8" Hex Splice Core



NA1K
3/8" Male



NA9
3/8" Splice
Core End



1/4" Cable with
male end (NA3K)

WEIGHT (PER FOOT)

1/4" HOLLOW CORE: .12 LBS

1/4" INNER CORE: .13 LBS

5/16" HOLLOW CORE: .20 LBS

5/16" INNER CORE: .21 LBS

3/8" HOLLOW CORE: .24 LBS

3/8" INNER CORE: .25 LBS

Please specify if you would like ends on your cable when ordering. For an additional charge, we can install male ends only on 1/4" and 5/16" cable; male or female ends are available on 3/8" cable; male, female, or slip joint ends are available on 1/2", 5/8" 11/16", and 3/4" cable. Installation of other brand ends (General, Ridgid, Spartan) is not available.

//////////////////// CABLE & ACCESSORIES //////////////////////

PLEASE SPECIFY IF YOU WOULD LIKE ENDS ON YOUR CABLE WHEN ORDERING.

Designed for tough jobs in lines less than 4" wide, our 1/2" cable can get the job done. Using this cable along with regular or heavy-duty blades can help clean the line.

CABLE, 1/2"

PART # DESCRIPTION

1/2" CABLE

CH50-050	1/2" Hollow Core x 50'
CH50-075	1/2" Hollow Core x 75'
CH50-100	1/2" Hollow Core x 100'
CI50-050	1/2" Inner Core x 50'
CI50-075	1/2" Inner Core x 75'
CI50-100	1/2" Inner Core x 100'

END FITTINGS, 1/2"

PART # DESCRIPTION

END FITTINGS FOR 1/2" CABLE

NA14K	1/2" Female End Fitting
NA12K	1/2" Male End Fitting (1/4" x 28 thread)
NA1238K	1/2" Male End Fitting (3/8" x 24 thread)
GEFC50	1/2" Female Cup Type End Fitting (General-style)
GEMC50	1/2" Male Cup Type End Fitting (General-style)
A6G	1/2" Male End Fitting (General-style)
S50F	1/2" Female End Fitting (Spartan-style)
S50M	1/2" Male End Fitting (Spartan-style)
A2G	1/2" Slip Joint End
NA11	1/2" Splice Core
NA11S	1/2" Hex Splice Core
RLPIN11	3/16" Diameter by 1/2" Roll Pin (Spartan-style)



NA14K
1/2" Female



A2G
1/2" Slip Joint



NA11
1/2" Splice Core



NA11S
1/2" Hex Splice Core

WEIGHT (PER FOOT)

1/2" HOLLOW CORE: .44 LBS

1/2" INNER CORE: .45 LBS

5/8" HOLLOW CORE: .70 LBS

5/8" INNER CORE: .71 LBS

DuraFlex cable is perfect when you need a cable that can handle both small and large jobs in lines up to 6" in diameter.

CABLE, 5/8"

PART # DESCRIPTION

5/8" CABLE

CH62-080	5/8" Hollow Core x 80'
CH62-100	5/8" Hollow Core x 100'
CH62-120	5/8" Hollow Core x 120'
CI62-080	5/8" Inner Core x 80'
CI62-100	5/8" Inner Core x 100'
CI62-120	5/8" Inner Core x 120'

END FITTINGS, 5/8"

PART # DESCRIPTION

END FITTINGS FOR 5/8" CABLE

A4DK	5/8" Female End Fitting
A2DK	5/8" Male End Fitting
GEFC62	5/8" Female End Fitting (General-style)
GEMC62	5/8" Male End Fitting (General-style)
S62F	5/8" Female End Fitting (Spartan-style)
S63M	5/8" Male End Fitting (Spartan-style)
R92810	5/8" Female End Fitting (Ridgid-style)
R92805	5/8" Male End Fitting (Ridgid-style)



A4DK
5/8" Female



GEFC62
5/8" Female



S62F
5/8" Female



R92810
5/8" Female



A2DK
5/8" Male



GEMC62
5/8" Male



S63M
5/8" Male



R92805
5/8" Male

A2JD	5/8" Slip Joint End
A1D	5/8" Splice Core
G62CS	5/8" Connecting Screw (General-style)
RLPIN7	1/4" Diameter by 5/8" Roll Pin (Spartan-style)



A1D
5/8" Splice Core



A2JD
5/8" Slip Joint End

//////////////////// CABLE & ACCESSORIES //////////////////////

PLEASE SPECIFY IF YOU WOULD LIKE ENDS ON YOUR CABLE WHEN ORDERING.

When you are trying to run those T-angles to hard to reach spots, use 11/16" cable for the flexibility you need on both small and large jobs.

Ideal for those heavy jobs when you need a stiff cable, 3/4" cable is great for ripping roots in 3" to 10" lines. For a "rod effect" in long straight lines, try 3/4" inner core.

CABLE, 11/16"

PART # DESCRIPTION

11/16" CABLE

CH69-080	11/16" Hollow Core x 80'
CH69-100	11/16" Hollow Core x 100'
CH69-120	11/16" Hollow Core x 120'
CH69-150	11/16" Hollow Core x 150'
CI69-080	11/16" Inner Core x 80'
CI69-100	11/16" Inner Core x 100'
CI69-120	11/16" Inner Core x 120'
CI69-150	11/16" Inner Core x 150'

END FITTINGS, 11/16"

PART # DESCRIPTION

END FITTINGS FOR 11/16" CABLE

A4JK	11/16" Female End Fitting
A2NK	11/16" Male End Fitting
S68F	11/16" Female End Fitting (<i>Spartan-style</i>)
S69M	11/16" Male End Fitting (<i>Spartan-style</i>)
68563	11/16" Long Male End Fitting (<i>Spartan-style</i>)



A4JK
11/16" Female



S68F
11/16" Female



S69M
11/16" Male



A2NK
11/16" Male

A2J	11/16" Slip Joint End
A1J	11/16" Splice Core
A1JS	11/16" Hex Splice Core



A2J
11/16" Slip Joint



A1J
11/16" Splice Core



A1JS
11/16" Hex Splice Core

WEIGHT (PER FOOT)

11/16" HOLLOW CORE: .76 LBS

11/16" INNER CORE: .77 LBS

3/4" HOLLOW CORE: .89 LBS

3/4" INNER CORE: .90 LBS

CABLE, 3/4"

PART # DESCRIPTION

3/4" CABLE

CH75-080	3/4" Hollow Core x 80'
CH75-100	3/4" Hollow Core x 100'
CH75-120	3/4" Hollow Core x 120'
CH75-150	3/4" Hollow Core x 150'
CI75-080	3/4" Inner Core x 80'
CI75-100	3/4" Inner Core x 100'
CI75-120	3/4" Inner Core x 120'
CI75-150	3/4" Inner Core x 150'

END FITTINGS, 3/4"

PART # DESCRIPTION

END FITTINGS FOR 3/4" CABLE

A4KK	3/4" Female End Fitting
A2KK	3/4" Male End Fitting
GEFC75	3/4" Female Cup Type End Fitting (<i>General-style</i>)
GEMC75	3/4" Male End Cup Type Fitting (<i>General-style</i>)
A6K	3/4" Male End Fitting (<i>General-style</i>)
S74F	3/4" Female End Fitting (<i>Spartan-style</i>)
S75M	3/4" Left-Hand Thread Male End Fitting (<i>Spartan-style</i>)
76563	3/4" Long Male End Fitting (<i>Spartan-style</i>)
76563K	3/4" Long Male End Fitting w/ nut & washer (<i>Spartan-style</i>)
R92885	3/4" Female End Fitting (<i>Ridgid-style</i>)
R92880	3/4" Male End Fitting (<i>Ridgid-style</i>)



A4KK
3/4" Female



GEFC75
3/4" Female



S74F
3/4" Female



R92885
3/4" Female



GEMC75
3/4" Male



A6K
3/4" Male



S75M
3/4" Male



76563
3/4" Male



R92880
3/4" Male

A2JK	3/4" Slip Joint End
A1K	3/4" Splice Core
A1KS	3/4" Hex Splice Core
G34CS	3/4" Connecting Screw (<i>General-style</i>)
RLPIN6	1/4" Diameter by 3/4" Roll Pin (<i>Spartan-style</i>)



A2JK
3/4" Slip Joint



A1K
3/4" Splice Core



A1KS
3/4" Hex Splice Core

//////////////////// CABLE & ACCESSORIES //////////////////////

PART # DESCRIPTION

END FITTING TOOLS

CP	Cable Punch
EW	End Fitting Wrench for male and slip joint
EZT001	EZ-Lock Slip Joint
EZT002	EZ-Lock Large 11/16" Hex Socket
EZT003	EZ-Lock Medium 1/2" Hex Socket
EZT004	EZ-Lock Small 3/8" Hex Socket
EZT005	EZ Tool Pin Punch for 1/4" Pin
EZT006	End Fitting Stand
EZT007	T-Handle Socket Wrench for End Fittings, 9/16"
EZT008	Pin Punch for EZ Tool, 3/16"



EZT002
11/16" hex
socket

EZT001
slip joint
tool

LOCTITE® PRODUCTS

LN7649	4.5 oz. Loctite Primer
LRC680	50 ml Loctite Retaining Compound
21347	25 gram Loctite Primer
68015	10 ml Loctite Retaining Compound
680KIT	Retaining Compound & Primer Kit (1 each of #21347 & #68015)



21347
25 gram
Loctite
Primer

68015
10 ml Loctite
Retaining
Compound

LN7649

LRC680

CABLE LITERATURE

MHCDP	Eliminating the Problem of Mishandled Cable Brochure (25 per pack)
-------	--



EZT006

EZT005

EZT008

EZT007

EW

CP

CHUCKS & BLADE HOLDERS

PART # DESCRIPTION

CHUCKS AND BLADE HOLDERS

C1	One Hole Female Chuck
C1J	Slip Joint Chuck with Female End (<i>fits 3/8" threads</i>)
C1JT	Slip Joint Chuck with Male End (<i>fits 3/8" threads</i>)
C2JT	Slip Joint Chuck with Long Male End (<i>fits 3/8" threads</i>)
CXA	End Fitting Adapter (<i>converts 3/8" and 1/4" threads</i>)
CS3	Cone Chuck Spindle with Female End (<i>fits 3/8" threads</i>)
CS3J	Cone Chuck Spindle with Slip Joint End (<i>fits 3/8" threads</i>)
76563	Sphere Joint Chuck with Long Male End (<i>fits 3/8" threads</i>)
76763	Sphere Joint Chuck with Short Male End (<i>fits 3/8" threads</i>)
C65	No. 1 Cone Chuck Set (65°)
C60	No. 2 Cone Chuck Set (60°)
C60M	No. 2P Cone Set (60° <i>with pins</i>)
M60	No. 3 Mainline Cone Chuck Set (60°)
M60M	No. 3P Mainline Cone Chuck Set Cup Type (60° <i>with pins</i>)
MC60	No. 4 Mainline Cone Chuck Set (60°)
C65FS	No. 1 Cone Chuck Set (65°) with CS3
C65SJ	No. 1 Cone Chuck Set (65°) with CS3J
C60FS	No. 2 Cone Chuck Set (60°) with CS3
C60SJ	No. 2 Cone Chuck Set (60°) with CS3J
C60MSJ	No. 2P Cone Chuck Set (60° <i>with pins</i>) with CS3J
M60SJ	No. 3P Cone Chuck Set (60° <i>with pins</i>) with CS3J
RCCS	Threaded Spindle
HKEY1	5/32" Short Arm Hex Key
7722	Bronze Blade Chuck Kit for 1" Wide Round-Bottom Blades



C1



C1J



C1JT



C2JT



CXA



CS3



CS3J



RCCS

CONE CHUCKS



C65



MC60




MC34



C60MSJ



C65SJ



7722



HKEY1

BLADES

BLADES FOR 1/4" TO 1/2" CABLE

PART # DESCRIPTION

THIN SINK BLADES (WITH FLAT BOTTOM) (THICKNESS: .032 – WIDTH: .50 – THREAD SIZE: 1/4")

50001	1" Thin Single
50002	1-1/2" Thin Single
50003	1-1/2" Thin Round
50004	2" Thin Round
50006	3" Thin Pear
50008	4" Thin Pear

THICK SINK BLADES (WITH FLAT BOTTOM) (THICKNESS: .050 – WIDTH: .50 – THREAD SIZE: 1/4")

50010	1" Single Thick
50011	1-1/2" Single Thick
50012	1-1/2" Thick Round
50013	2" Thick Round
50015	3" Thick Pear
50017	4" Thick Pear

EXTRA THICK HEAVY SINK BLADES (WITH FLAT BOTTOM) (THICKNESS: .050 – WIDTH: .75 – THREAD SIZE: 1/4")

75036	1" Single Heavy
75037	1-1/2" Single Heavy
75038	2" Heavy Round
75040	3" Heavy Pear



BLADES FOR 5/8" TO 3/4" CABLE

PART # DESCRIPTION

NARROW BLADES (WITH FLAT BOTTOM) (THICKNESS: .062 – WIDTH: .75 – THREAD SIZE: 3/8")

75001	1" Single
75002	1" Single Saw
75003	1" Round
75005	1-1/2" Single
75006	1-1/2" Single Saw
75007	2" Round
75008	2" Round Saw
75009	2-1/2" Pear Saw
75010	2-1/2" Round Saw
75011	3" Round
75012	3" Pear
75013	3" Pear Saw
75014	3" Saw
75015	3" U-Shaped
75016	4" Round
75017	4" Pear
75018	4" Pear Saw
75019	4" Round Saw
75042	3" Elliptic
75044	3" Elliptic Saw
75045	4" Elliptic
75047	4" Elliptic Saw



BLADES

**A BLADE THAT ISN'T
PRE-SHARPENED
IS HARDLY A BLADE.**



**YOU'RE ON POINT WHEN YOU
ARRIVE AT EACH JOB SITE.
SO IS YOUR DURACABLE BLADE.**

BLADES FOR 5/8" TO 3/4" CABLE

PART # DESCRIPTION

**WIDE BLADES (WITH FLAT BOTTOM)
(THICKNESS: .062 - WIDTH: 1.00 - THREAD SIZE: 3/8")**

10001	3" Pear
10002	3" Pear Saw
10003	3"-4" Offset
10004	3"-4" Offset Saw
10005	3"-5" Offset
10006	3"-5" Offset Saw
10007	4"-6" Offset
10008	4"-6" Offset Saw
10009	4" Pear
10010	4" Pear Saw
10052	3" Elliptic
10053	3" Elliptic Saw
10054	4" Elliptic
10055	4" Elliptic Saw
10062	3" Heavy Pear Paddle Saw
10072	4" Heavy Pear Paddle Saw
10073	2-1/2" Heavy Pear Saw




**ROUND-BOTTOM BLADES - NEED BLADE CHUCK HIT #7722
(THICKNESS: .072 - WIDTH: 1.00 - THREAD SIZE: 3/8")**

72301	3" Single
72302	3" Single Saw
72303	3" Pear
72304	3" Pear Saw
72305	3" Pear Paddle Saw
72306	3" Pear Paddle
72307	3" Single Paddle Saw
72308	3" Single Paddle
72401	4" Single
72402	4" Single Saw
72403	4" Pear
72404	4" Pear Saw
72405	4" Pear Paddle Saw
72406	4" Pear Paddle
72407	4" Single Paddle Saw
72408	4" Single Paddle
72601	6" Pear
72602	6" Pear Saw



**ROUND-BOTTOM BLADES REQUIRE BLADE
CHUCK ASSEMBLY #7722 (PICTURED)**



BLADES

BLADES FOR 5/8" TO 3/4" CABLE

PART # DESCRIPTION

NARROW BLADES (WITH V-BOTTOM) (THICKNESS: .062 - WIDTH: .75 - THREAD SIZE: 3/8")

75020	3" Single
75021	3" Single Saw
75022	3" Single Ground Inside
75023	4" Single
75024	4" Single Saw
75025	4" Single Ground Inside
75027	6" Single
75028	6" Single Saw
75029	6" Single Ground Inside



WIDE BLADES (WITH V-BOTTOM) (THICKNESS: .062 - WIDTH: 1.00 - THREAD SIZE: 3/8")

10011	3" Single
10012	3" Single Saw
10013	4" Single
10014	4" Single Saw
10015	4" Single Ground Inside
10017	6" Single
10018	6" Single Saw
10019	6" Single Ground Inside



BLADES FOR 11/16" TO 3/4" CABLE

PART # DESCRIPTION

PADDLE BLADES (CONE CHUCK MOUNTING) (THICKNESS: .072 - WIDTH .75)

75035	4" Single Paddle
-------	------------------

HEAVY MAINLINE BLADES (CONE CHUCK MOUNTING) (THICKNESS: .094 - WIDTH: 1.25)

12501	4" Heavy Single
12502	6" Heavy Single
12503	8" Heavy Single

WIDE JUMBO MAINLINE BLADES (CONE CHUCK MOUNTING) (THICKNESS: .125 - WIDTH: 1.25)

12504	10" Jumbo Single
12505	12" Jumbo Single
12506	14" Jumbo Single
12507	16" Jumbo Single



BLADE KITS

PART # DESCRIPTION

DKIT1	<p>Blade Kit for J-Maxx and DM10 Machines Includes:</p> <ul style="list-style-type: none"> • Reel Attachment for 16" and 19" Open Metal Spoke Reels • 5/32" Short Arm Key • 1/4"-28 Hex Nut (3) • 11" Long, Tapered End Grease Cutter • 1/4" Lock Washer (3) • 1" Single Thick Ground Outside Blade (2) • 2" Round Thick Ground Outside Blade (2) • 3" Thick Pear Ground Outside Blade (2)
DKIT2	<p>Blade Kit for DM55 and DM30 Machines Includes:</p> <ul style="list-style-type: none"> • Hook-type Retriever, fits 3/8" threads • One Hole Female Chuck • Slip Joint Chuck with Female end, fits 3/8" threads • Floating Ring Attachment (<i>male end</i>) • Floating Ring Attachment (<i>bolt attachment</i>) • 5/32" Short Arm Hex Key • #10-24 x 3/8" Socket Head Cap Screw Full Dog Point (4) • 2" Narrow Ground Outside Blade (2) • 3" Narrow Round Saw Blade (2) • 4" Narrow Round Saw Blade (2)



BLADES

PART # DESCRIPTION

SPEARHEAD & CHISEL BLADES

HDC45	2" Smooth Spearhead (use with male end)
HDC25	2-1/2" Saw Spearhead (use with male end)
HDC25J	2-1/2" Slip Joint Saw Spearhead
HDC35	3-1/2" Spearhead (use with male end)
HDC35J	3-1/2" Slip Joint Spearhead
CH1	1/2" Chisel Blade
CH2	3/4" Female End Chisel Blade
CH2J	3/4" Slip Joint Chisel Blade

GREASE CUTTERS

NF3	Tapered End, 11" Long (for 3/8" - 1/2" cable)
NF4	Cylinder End, 7.75" Long (for 3/8" - 1/2" cable)
NF5	Ball End, 8.5" Long (for 3/8" - 1/2" cable)
NF6	Drop Head, 3.25" Long (for 3/8" - 1/2" cable)
NF8	Drop Head Barrel Cutter (for 1/4" - 5/16" cable)

RETRIEVERS & ACCESSORIES

CRS	Spring-type with Female End, 14.5" Long (fits 3/8" threads, 5/8" - 3/4" cable)
A4JR	Female End for CRS
CRSJ	Spring-type with Slip Joint End 14.5" Long (fits 1/2" - 3/4" cable)
A2JR	Slip Joint End for CRSJ
CR1	Small Hook-type (fits 1/4" threads, 1/4" - 1/2" cable)
CR	Large Hook-type (fits 3/8" threads, 5/8" - 3/4" cable)
CRHJ	Auger-type, 5.5" Slip Joint (fits 1/2" - 3/4" cable)
CRHS3	Auger-type, 3" Female End (fits 3/8" threads, 5/8" - 3/4" cable)
CRHS	Auger-type, 5.5" Male End (fits 3/8" threads, 5/8" - 3/4" cable)
CRH3	Short Retriever Auger for CRHJ3 or CRHS3
CRH	Long Retriever Auger for CRHJ or CRHS
CRHJE	End for CRHJ or CRHJ3
CRHSE	End for CRHS or CRHS3
CRN	Spring Only (no end)
EW	Wrench with Male End and Slip Joint
CXA	End Fitting Adapter (converts 1/4" threads to 3/8" threads and vice versa)

SPEARHEAD & CHISEL BLADES



GREASE CUTTERS



RETRIEVERS



DRAIN CARE

PROCLEAN® CONCENTRATED DRAIN CLEANER

ProClean Concentrated Drain Cleaner is a safe, economical, and environmentally-friendly solution specifically designed to help keep drains free-flowing and prevent buildups from grease, fats, and soaps. Nontoxic, beneficial bacteria absorb the grease and organic buildup in your pipes and convert them into harmless carbon dioxide and water through natural biological activity. In addition, a biofilm coats the inside of your drain pipes and continues to consume the organic wastes until the waste is gone. Our formula also has a pleasant herbal fragrance to deodorize drains.

ProClean Concentrated Drain Cleaner contains no solvents, acids, or caustic ingredients. It is approved for use by municipalities and water treatment facilities across the country. ProClean Concentrated Drain Cleaner will not harm drains – copper, PVC, or iron – regardless of how often it is used. It is also safe to use around food processing areas.



PART #	DESCRIPTION	QUANTITIES	
PC1	Concentrated Drain Cleaner Quarts	12 per case	576 per pallet
PC2	Concentrated Drain Cleaner Gallons	4 per case	192 per pallet

*48 cases per pallet

PROCLEAN® DRAIN LINE & GREASE TRAP TREATMENT

ProClean Drain Line & Grease Trap Treatment uses a high concentrate of selectively adapted bacteria to degrade greases, fats, long-chain fatty acids and other organic wastes. It is ideal for commercial locations, such as restaurants, where a heavier concentration of waste products can clog drains quickly. Regular use of ProClean Drain Line & Grease Trap Treatment helps prevent buildup in drain pipes and reduces the amount of grease trap pumping required by as much as 65 percent.

ProClean Drain Line & Grease Trap Treatment builds a biofilm of microbes on the walls of the drain lines and grease traps. It works around the clock, consuming grease and organic waste before it has a chance to buildup.

Applications should always be made during the system's longest period of non-use. Usually this is after cleanup at the end of the day. Slow running drains and overloaded grease traps should be cleaned prior to beginning the treatment program. For best results, the product should be applied daily with a Time Flow Meter. Drain Line & Grease Trap Treatment is also safe to use around food processing areas.

PART #	DESCRIPTION	QUANTITIES
PC3	Drain Line & Grease Trap Treatment (5 gallon)	32 pails per pallet
PC6	Drain Line & Grease Trap Treatment (30 gallon)	4 drums per pallet

*See page 30 for Time Flow Meter.



DRAIN CARE

PROCLEAN® LIFT STATION GREASE DISSOLVER

The ProClean Lift Station Grease Dissolver provides an easy solution to organic waste build-up that can cause problems. The Lift Station Grease Dissolver is composed of safe and natural bacteria that works to reduce odor, sludge, fats, oils, and grease buildup. The block allows for 24-hour continuous treatment and also greatly reduces the time it takes for dosage maintenance.

For treatment, hang the block halfway into the water when the station is at the lowest water level. The block must be kept in the water at all times and not allowed to dry out. It will dissolve over a 30- to 45-day period as the waste water flow washes over it. Higher flow rates will result in faster degradation.



PART #	DESCRIPTION	QUANTITIES
PCGTB5	Lift Station Grease Dissolver, Rapid Release for 40,000-200,000 gallons per day (GPD) flow rate (5 lbs.)	4 per case

HERCULES ROOT DESTROYER

Root Destroyer is used to prevent re-growth of roots in drain lines. After removing roots with a cable machine or jetter, Root Destroyer impedes the growth of roots in drain lines. Root Destroyer is a safe, effective way to remove the roots that cause blockage and restore your water flow without affecting the growth of the plant. Root Destroyer is non-systemic, which means it will not affect the rest of the plant or tree when applied to the roots. A simple application of Root Destroyer just twice a year can prevent the growth of roots in your drain lines. Not available in some states.



PART #	DESCRIPTION	QUANTITIES
PC4	Root Destroyer (2 lb. container)	6 per case

ROOTX®

RootX is a foaming root control product that kills roots that are invading drain lines. RootX makes it easy to clean residential sewer lines, storm pipes, and septic systems. The product is guaranteed to keep lines free of roots for 12 months. RootX is non-systemic so will not harm plants or trees, and will not damage pipes or septic systems.

PART #	DESCRIPTION	QUANTITIES
ROOTXK	RootX (2 lb. container)	12 per case
ROOTX4K	RootX (4 lb. container)	12 per case
FA101	Application Funnel	Individually

Each case of RootXK and RootX4K comes with one application funnel.



DRAIN CARE

TIME FLOW METER

The Time Flow Meter uses a microprocessor that automatically injects the precise amount of ProClean Sugar Residue Digestant or ProClean Drain Line & Grease Trap Treatment into the drain to replenish the biofilm that was washed away by the flow of water through the system.

The microprocessor-controlled timer activates a valve that draws the product from the container. The microprocessor is capable of 24 separate cycles per day, 7 days a week. It is customizable to skip days if desired and has a battery backup system. The meter can be used with an electrical adapter or by battery operation.



PART #	DESCRIPTION	QUANTITIES
PCTFM-VIKING	Time Flow Meter	Each

PROCLEAN® DRAIN CARE LITERATURE

PART #	DESCRIPTION	QUANTITIES
PCDCBR	ProClean Drain Cleaner Brochure	25 per pack
PCDCC	ProClean Commercial Drain Care Brochure	25 per pack
DCGTT	ProClean Drain & Grease Trap Treatment and Time Flow Meter Brochure	25 per pack

ProClean product brochures help your drain care technicians explain product benefits to customers and increase your sales. Ask about our free ProClean sales guide.

Free digital product brochures are also available to download from duracable.com. Load these files onto your technician's tablets or smartphones so they have a quick reference guide to share with customers on the jobsite.



JETTING MACHINES

BRUTE JETTERS

MANUFACTURED BY JETTERS NORTHWEST®

Configure as a portable jetter on wheels, or a skid-mounted system, easily changed if needed. Panel-mounted controls include engine throttle, adjustable pressure regulator, pressure gauge, with modes from light vibration to full pulse. Draw water from an external source or use the onboard 12-gallon tank. 300' jetting hose and four nozzles included.



PART #	DESCRIPTION
BRUTE 3012S	Model 3012, 3000 psi, 12 gpm, includes 1/2" x 300' ID jetting hose
BRUTE 4009 SKID	Model 4009, 4000psi, 9 gpm, includes 3/8" x 300' ID jetting hose

KJ-1750 PORTABLE WATER JETTER MANUFACTURED BY RIDGID®

- Suited to 1-1/4" to 4" lines
- 1750 psi actual working pressure, and flow of 1.4 GPM
- Two levels of pulse action easily negotiate difficult bends and traps
- 2.0 HP motor draws a maximum of 17 Amps which requires a 20 Amp, 115V circuit
- Duplex pump with corrosion-resistant, forged brass head, new pressure control valve, reduced number of fittings, hoses, and parts minimizes leaks.
- Optional H-30 Cart rolls the jetter and hose to the job site. The jetter is easily removed from the cart in seconds.
- Packages include H-41, H-42, and H-44 1/8" NPT Nozzles, H-51 and H-52 1/4" NPT Nozzles, 50' x 1/8" Sink Trap Hose, Nylon Storage Bag, and Nozzle Cleaning Tool.



PART #	DESCRIPTION
R62687	Standard Package
R62697	Complete Package includes Standard Package plus H-30 Cart and 110' x 1/2" Jet Hose

KJ-3100 PORTABLE WATER JETTER MANUFACTURED BY RIDGID®

- Suited to 2" to 10" drain lines
- 3000 psi actual working pressure, and flow of 5.5 GPM for large commercial and industrial applications
- Lightweight nylon-braided hose is strong and flexible
- Removable hose reel rotates for easy access to gas tank and air filter
- Easy to maneuver on two-wheeled cart, fits through most doors
- Triplex pump, corrosion-resistant forged brass head.
- 16 HP recoil gas engine and gear reducer for pump operation at various speeds
- Package includes KJ-3100 Jetter with Pulse, H-111 and H-112 1/4" NPT Nozzles, H-38 Hose Reel with 200' x 3/8" ID Jet Hose, 50' x 3/8" ID Jet/Wash Hose, FV-1 Foot Valve, Nozzle Cleaning Tool, HW-30 Wash Wand, Root Ranger Root Cutting Nozzle, and HF-4 Quick Connect Hose.



PART #	DESCRIPTION
R37413	KJ-3100 Portable Jetter package

JETTING HOSES

JETTING HOSE MANUFACTURED BY PIRANHA® HOSE

Duracable distributes several types of jetter hose including sewer and drain, Slither, Armor Belt, and high burst. Piranha Hose is offered in a variety of diameters and lengths. Each hose is available with a choice of ends and includes a six-month warranty from the date of purchase.

SLITHER HOSE

The cover on the Slither hose is ultra slippery, which allows the hose to maneuver around and through difficult bends.

ARMOR BELT

When the application calls for extreme durability while maintaining flexibility, Armor Belt is ideal for demanding and harsh environments. It also improves hose life and resists cuts and abrasions.

HIGH BURST

High burst hose operates at 4,000 psi and features a thermoplastic inner tube that increases durability.

Orange = 2,500 psi
 Blue = 3,000 psi
 Green = 4,000 psi
 Black = 4,000 psi (high burst)
 Red = 5,000 psi


PART #	DESCRIPTION
--------	-------------

PIRANHA JETTER HOSE

LLRDMF08X25	1/2" x 25' Red Leader Hose, 5000 psi, male fitting and female adapter
LLGRMM04X200	1/4" x 200' Green Jetter Hose, 4000 psi, 2 male ends
LLGRMM04X300	1/4" x 300' Green Jetter Hose, 4000 psi, 2 male ends
LLGRMM04X500	1/4" x 500' Green Jetter Hose, 4000 psi, 2 male rnds
LLGRMM06X200	3/8" x 200' Green Jetter Hose, 4000 psi, 2 male ends
LLGRMM06X300	3/8" x 300' Green Jetter Hose, 4000 psi, 2 male ends
LLGRMM08X200	1/2" x 200' Green Jetter Hose, 4000 psi, 2 male ends
LLGRMM08X300	1/2" x 300' Green Jetter Hose, 4000 psi, 2 male ends
LLGRMM08X400	1/2" x 400' Green Jetter Hose, 4000 psi, 2 male ends
LLGRMM08X500	1/2" x 500' Green Jetter Hose, 4000 psi, 2 male ends
LLGRMM08X600	1/2" x 600' Green Jetter Hose, 4000 psi, 2 male ends
LLRDMM04X300	1/4" x 300' Red Jetter Hose, 5000 psi, 2 male ends
LLRDMM08X300	1/2" x 300' Red Jetter Hose, 5000 psi, 2 male ends

PIRANHA SLITHER JETTER HOSE

SLGRMM04X200	1/4" x 200' Green Slither Hose, 4000 psi, 2 male ends
SLGRMM08X500	1/2" x 500' Green Slither Hose, 4000 psi, 2 male ends
SLRDMM08X200	1/2" x 200' Red Slither Hose, 5000 psi, 2 male ends
SLRDMM08X500	1/2" x 500' Red Slither Hose, 5000 psi, 2 male ends



JETTER NOZZLES MANUFACTURED BY WARTHOG/STONEAGE® AND RIDGID®

Call for information and to order jetter nozzles. High pressure water jetting nozzles are available in a wide range of sizes to clean out different types of obstructions in various pipe diameters.



DESCALING



ONE YEAR WARRANTY

Not only do Picote's state-of-the-art machines clean and descale like nothing else, they can be paired with a coating pump for brush coating, and can be used simultaneously with a camera. The innovative accessory kits for these machines make them ready to tackle nearly any job that comes your way.

PICOTE STANDARD SAFETY FEATURES:

- Protective outer shaft casing
- Operator presence foot control
- Internal GFI
- Electric manual safety clutch
- Emergency stop

MAXI MILLER MANUFACTURED BY PICOTE®

For the toughest jobs, this is the machine you want. The Maxi Miller is a high-speed, high-torque powerhouse designed for cleaning, light or heavy descaling, and tough root removal in pipes ranging from 3" to 10" and cutting/reinstatements in 3" to 8" pipes. When combined with the Picote Maxi Coating Pump it has the capability of installing epoxy coating in 3" to 12" pipes. It has a reach of 100' of 1/2" cable, which can reach another 32' with an extension.

SPECIFICATIONS:

- for 3" to 10" pipes
- 1/2" x 100'+ cable
- 500 - 1475 RPM
- 110/120V, 30 amp
- 34" x 19" x 45", 196 lbs.

SUPER MIdI MANUFACTURED BY PICOTE®

Strong yet flexible, the Picote Super Midi Miller has a range of 65' that can reach another 33' with an extension. The Super Midi is suited to jobs involving heavy descaling, root or other blockage removal, or reinstatements in 3" to 6" pipes. It also pairs easily with the Picote Maxi Coating Pump to brush coat pipes 3" to 8".

SPECIFICATIONS:

- for 3" to 8" pipes
- 1/2" x 65'+ cable
- 500 - 1500 RPM
- 110/120V, 15 amp
- 28" x 18" x 45", 152 lbs.

The Super Midi sits squarely between the Mini and Maxi Miller capabilities, offering the strength of a 1/2" shaft, a thinner shaft casing for flexibility, and a weight of only 150 lbs. It is fed by a standard wall outlet, making it easy to use on any job site.

MINI MILLER MANUFACTURED BY PICOTE®

The high speed, high torque Mini Miller is adept at blockage removal and reinstatements even in tight 2" traps, up to 4" pipes. This multi-purpose machine can clean and prepare pipes, cut and grind CIPP liners, apply epoxy coatings in conjunction with the Mini Coating Pump (in 2" to 6" pipes) and more. It has a reach of 55' of 1/3" thick-cased cable, which can be extended another 25'. The compact and lightweight Picote Mini Miller is easy to move, but hard to beat.

SPECIFICATIONS:

- for 2" to 6" pipes
- 1/3" x 55' cable
- 500 - 2900 RPM
- 110/120V, 15 amp
- 29" x 20" x 16", 60 lbs.



DESCALING

MINI CLEANER MANUFACTURED BY PICOTE®

The Picote Mini Cleaner machine is ideal for cleaning in small diameter pipe with multiple bends and 2" p-traps. Snake through nearly any obstacle course of piping with this agile machine. Clean, cut and coat pipes 1¼" to 3" with this compact machine designed for safety and versatility. You'll find unblocking, cleaning, and descaling small pipes easy with the Mini Cleaner. The Mini Cleaner's flexible-cased 1/3" cable reaches 50'.

SPECIFICATIONS:

- for 1¼" to 3" pipes
- 1/3" x 50' cable
- 500 - 2900 RPM
- 110/230V, 15 amp
- 29" x 20" x 16", 59 lbs.



PART #	DESCRIPTION
3560032012US	Maxi Miller machine
3551031220US	Super Midi Miller machine
3540000817US	Mini Miller machine
3540002817US	Battery-powered Mini Miller machine
3540001817US	Mini Miller machine + integrated camera
3540000816US	Mini Cleaner machine
3540002816US	Battery-powered Mini Cleaner, cleaning package
3540002818US	Battery-powered Mini Cleaner, cutting package
3540003816US	Battery-powered Mini Cleaner, cleaning package with integrated camera
3540001818US	Battery-powered Mini Cleaner, cutting package with integrated camera

Replacement parts and additional accessories are also available. Call 1-800-247-4081 to order or request our Picote catalog.

CLEANING CHAINS MANUFACTURED BY PICOTE®

For use with Picote Miller machines, a variety of grinding chains and other tools efficiently and effectively remove build-up and obstructions from inside pipes. Duracable offers the complete catalog of Picote products. Our most popular accessories are listed here, but please call us for a customized selection of accessories to suit your work.



PART #	DESCRIPTION
1380084050	Original Standard Chain 2" (two links) for 1/3" shaft
1380084050P	Original PVC Chain 2" for 1/3" shaft
1380125070VP	Tiger Chain 3" for 1/2" shaft
1381084100U	Cyclone Premium Chain 4" for 1/3" shaft
1230000052	Twister Express 2" for 1/3" shaft
1390100002	Smart Spider 6" with Legs



PIPE COATING

COATING PUMPS MANUFACTURED BY PICOTE®

The new Xpress Brush Coating System provides faster curing times, no waste, less mess, and minimal setup time for revolutionary cost and time savings. Motorized delivery hose, dual hydraulic resin cylinders, 10x flexible mixing tips, and a reel heating blanket included.

Coat unlined or lined pipes or connections with the Picote Mini Coating Pump and Mini Miller combination, or use the Maxi Coating Pump system to coat longer and larger diameter pipes using wider profile brushes that provide a smoother and thicker coat of material. Coat anything from a small area to entire piping systems made of cast iron, PVC, concrete or clay pipes. Flexible shaft and brushes make it easy to navigate multiple bends even in very small pipes.



2220300000US

PART #	DESCRIPTION
2220300000	Picote XPress Coating Pump System for 1¼" to 12" pipes up to 131' long
2220100002	Picote Mini Coating Pump for 1¼" to 8" pipes up to 75' long
2220200001	Picote Maxi Coating Pump for 3" to 12" pipes up to 135' long



2220100002US

COATING HEATER MANUFACTURED BY PICOTE®

Reduce the time needed between coats when using the Picote Brush Coating system. Maximum air velocity up to 100m/s and maximum air volume 2.20m³/minute. Air outlet temperature is limited to 131F. Automatic thermal cut-out in both motor and heating element. Minimal noise. Includes 16-foot heater hose.




135000024US

PART #	DESCRIPTION
135000024US	Picote Coating Heater
9990001099	Replacement 16' Heater Hose with 4x hose clamps

COATING/CLEANING BRUSHES MANUFACTURED BY PICOTE®

Specialized brushes for pipe coating, available in a variety of configurations. Please call us or see your Duracable sales rep for assistance.



PART #	DESCRIPTION
21200000125	Picote Coating/Cleaning Brush 5" for 4" pipe
2120000050	Picote Coating/Cleaning Brush 2" for 1¼" pipe

PIPE LINING

LINING CANNONS MANUFACTURED BY PICOTE®

Lightweight and transparent, Picote's lining cannons are suited to short CIPP installations. Includes three inversion heads (2", 3" and 4") and one fast cap.

PART #	DESCRIPTION
2360000001US	Picote Original Cannon
2360000003US	Picote Mini Cannon



GRABBER MANUFACTURED BY PICOTE

Retrieve lost items or foreign objects. Use this grabbing tool with an air compressor to retrieve items up to 80 lbs. from drain pipes 4" and larger. Includes two different jaws, opening to 3.2" max. Range: 32' - 96'.

PART #	DESCRIPTION
2370000001US	Picote Grabber



2110001001



PIPE COATING EPOXY KITS MANUFACTURED BY PICOTE

100% solids epoxy made just for the Picote Brush Coating system. The dual-color method gives you a clear visual verification during application. Forms a semi-structural new pipe inside original pipe. Six-cartridge kits include eight tips and three nuts. 12 lbs. 5 oz.

PART #	DESCRIPTION
2110001001W	Picote White Epoxy Kit
2110001001G	Picote Grey Epoxy Kit
2110001001	Picote Fast Cure Dual Color Epoxy Kit
2110001001W	Picote Fast Cure White Epoxy Kit
2110001001G	Picote Fast Cure Grey Epoxy Kit
2220300005B	Picote Xpress Epoxy Base
2220300005C	Picote Xpress Epoxy Catalyst

CALL US FOR MORE!

We carry a complete line of professional pipe descaling, coating, lining, and rehabilitation tools and equipment from leading manufacturers including Picote, Ridgid, PermaLiner, Maxliner, Brawoliner, and more.

Don't see what you need in our catalog? Call us!

PIPE LINING

Duracable is an authorized distributor of the complete line of Perma-Liner products. Call us for information on Perma-Liner's complete LR3 and Perma-Lateral systems, liners, and more.

LIGHTRAY LR3 SYSTEM MANUFACTURED BY PERMA-LINER®

The latest in residential UV cured sewer pipe repairs, the LR3 is both a pull-in-place and spot repair system giving you the flexibility to perform both operations by only changing the double-strand cold LED repair packer. The LightRay non-VOC resin is pre-impregnated into the high-performance fiberglass liner and shipped ready to install for no-dig small diameter pipe infrastructure repairs 3" to 6" diameter. Once the install site is prepped, casting times in under 10 minutes can be achieved. System includes reel, control box, and training.



LIGHTRAY LRI-3 SYSTEM MANUFACTURED BY PERMA-LINER

The new LightRay LRI LED UV system is the most advanced cast-in-place UV pipe technology. This simple system allows the operator complete control over the process and very closely resembles traditional ambient cure inversion methods; the difference is casting up to 6.3 feet per minute with no heat needed using the proprietary double strand, cold LED light train.



LIGHTRAY UV PACKER MANUFACTURED BY PERMA-LINER

A proprietary cold LED double strand system, offered in standard lengths of 5, 10, and 20 feet, and 3, 4, or 6 inches in diameter. Requires only 24-volts to cure, and is protected and reinforced by a specialized silicone bladder for multiple uses and sustained durability. The leading-edge navigation spring assists in going around bends and can house a radiofrequency device for location and tracking below ground or within walls and floors. The spring is removable, exposing the hook for pull-in-place applications.



PART #	DESCRIPTION
11200021	LightRay LR3 System
128326-150	LightRay LRI-3 LED Ultraviolet CIPP System
116432-3000-5FT	Packer 2" x 5' Light Ray UV Packer - call for additional sizes

PERMA-LATERAL™ INVERTERS MANUFACTURED BY PERMA-LINER

The Perma-Lateral™ System is designed for 2" to 8" pipe diameters. The system can be installed through clean-outs or open end pipes. Only one access point is required. Ambient cures in three hours or steam cures in as little as 20 minutes. 2" to 4" diameter pipes can be rehabilitated up to 120' in length, while 5" to 8" diameter pipes can be rehabilitated up to 600' in length. The Pivoting Inverter allows the installer unlimited angles for optimal inversion head placement. The non-pivoting Mini Inverter weighs around 50 lbs. and will shoot 40 feet of 3" scrim, 30 feet of 4", and 20 feet of 6" scrim.



PERMA-LATERAL CAMERA INSPECTION PORT MANUFACTURED BY PERMA-LINER

Allows a lateral push camera to be inserted inside the clear calibration tube, providing a visual certification of the liner placement prior to curing.

PART #	DESCRIPTION
PL22719	Perma-Lateral Pivoting Inverter 30"
PL22721	Perma-Lateral Mini Inverter 20"
PL210115	Perma-Lateral Camera Inspection Port

PIPE LINING

A packer is an inflatable bladder that is wrapped in resin-soaked patch of liner that is either pushed or pulled into the host pipe to the target area and inflated until the resin on the liner has fully cured. The packer is then deflated and removed from the pipe, leaving a fully structural section of liner.

STRAIGHT TRANSITION PACKERS MANUFACTURED BY APS®

The capability to span multiple pipe sizes with a single packer makes the RT line perfect for undertaking repairs in straight pipe especially those with changes in diameter. With just two packers, you can repair pipes from 1" to 8" in diameter.

MULTI-BEND PACKERS MANUFACTURED BY APS®

Specially designed to install point repairs in a variety of scenarios including multiple sizes of straight pipe, 90-degree bends, p-traps and even bends combined with diameter changes in a single patch. The ability to be pushed or pulled into place through several 90-degree bends as well as rotated with locking push rods makes this the most versatile packer on the market.



PART #	DESCRIPTION
APS-001-081	RT 1½" to 4" or HD 1" to 4", 3' Straight Transition Packer
APS-001-010	RT 2" Multi-bend Packer
APS-001-106	3" Multi-bend Packer
APS-001-020	3" to 4" x 4' Green Multi-bend Packer
APS-001-021	3" to 4" x 7' Green Multi-bend Packer
APS-001-029	4" to 6" x 4' Yellow Multi-bend Packer
APS-001-030	4" to 6" x 7' Yellow Multi-bend Packer

PATCHING REGULATOR MANUFACTURED BY APS®

High-quality air regulator allows you to set your psi and lock it in place ensuring that air pressure is maintained in the case of an accidental bump or drop. Includes air hose adapter.

PART #	DESCRIPTION
APS-001-003	Patching Air Regulator
APS-001-005	Patching Air Delivery Hose, 100' includes fittings

VERSA PATCH KITS MANUFACTURED BY APS®

The easiest way to ensure you have the proper materials on hand for patch installation. Kit includes pre-cut liner, two-part silicate resin, nitrile gloves, rubber bands, vinyl tape, packer tube, wet-out sheet, protective packer sleeve, MSDS sheet, and patching manual.

PART #	DESCRIPTION
APS-001-094	2" Versa Patch Kit
APS-001-090	3" - 4" x 3' Versa Patch Kit
APS-001-091	3" - 4" x 6' Versa Patch Kit
APS-001-092	4" - 6" x 3' Versa Patch Kit
APS-001-093	4" - 6" x 6' Versa Patch Kit
APS-001-101	2" Versa Patch Containment Kit
APS-001-102	3" - 4" Versa Patch Containment Kit
APS-001-103	4" - 6" Versa Patch Containment Kit



PIPE LINING

HOTBOX BOILER MANUFACTURED BY APS®

Hot water curing consistently expedites the curing of resins. It involves filling the liner with hot water and recirculating it for a set amount of time based on resins and temperature. With the hot water recirculation method, resins can cure in just 30 minutes. The Hotbox Hot Water Boiler Set from APS gets water up to temp for this process.



PART #	DESCRIPTION
APS-000-034	APS Hot Water Boiler Set with Pump and Hose

CALIBRATION TUBES MANUFACTURED BY BRAWOLINER®

In Pipe Restorations using the Versa-Patch system, the calibration tube protects your packer from over-inflation at connections, breaks, or when any part of the packer is out of the pipe. Ensures uniform size and expansion of liner material and serves as the conduit for circulating hot water used to cure the liner. Available as part of the Versa Containment Kits or sold by the roll for lining or patching.



PART #	DESCRIPTION
APS-003-001	4" x 328' Calibration Tube
APS-003-003	6" x 328' Calibration Tube
APS-003-030	4" Medium-weight Orange Calibration Tube (price per foot)



BRAWOLINER MANUFACTURED BY BRAWOLINER®

Seamless flexible textile liners for the rehabilitation of small diameter pipes with bends of up to 90° and up to two changes in dimension. Lasts over 50 years, offering an economic and environmentally-friendly alternative to open construction work.

PART #	DESCRIPTION
APS-003-006	2" x 328' Brawoliner
APS-003-008	3" x 328' Brawoliner
APS-003-012	4" x 328' Brawoliner
APS-003-017	6" x 328' Brawoliner
APS-003-010	3" - 4" x 328' Brawoliner
APS-003-021	4" - 6" x 328' Brawoliner



PIPE LINING

MAX LINERGUN™ MANUFACTURED BY MAXLINER®

The aluminum Max LinerGun is a compact inversion unit for lining 2" to 12" diameter pipes. Ideal for residential and industrial drains in horizontal or vertical applications. Methods include open-end for blind shots to the main and closed-end for pit-to-pit. The LinerGun rests on an adjustable stand and comes with 4", 6", and 8" adapter rings.

MAX LINER DRUM 700 MANUFACTURED BY MAXLINER®

Aluminum inversion drum suitable for air, water, UV, and steam installations. Designed to hold more capacity for those longer and larger liners. Equipped with larger wheels for easier transport across any terrain. At under 24" wide, it easily passes through the narrowest doorways. Can be used with 2" to 6" liner, and holds 135' of 4" liner.

MAX HOTKICK 2.0™ MANUFACTURED BY MAXLINER®

Mobile Hot Water Curing System with built-in recirculating pump. The unit is a powerful propane fueled system, complete with a 3" to 8" curing manifold, pressure relief Kunkle valve, two 25" long red and black recirculation hoses, pressure gauges, temperature gauges, safety pull strap and band clamps to secure the liner and calibration tube. RecircHose and connectors sold on the following page.

MAX STEAMKICK™ MANUFACTURED BY MAXLINER®

Steamer on rolling frame with steam hose, diffuser, mixing station, supply hose, manifold, clamps, and pull strap. RecircHose and connectors available.

MAX E-ROLLER™ MANUFACTURED BY MAXLINER®

This compact electric calibration roller can be mounted to a table or easily transported closer to the worksite by unlocking from the detachable baseplate. Ideal for a small crew wetting out longer liners up to 12" diameter. This 48lb, 110v powered unit operates with a foot pedal, allowing for a hands-free operation.

- Built-in gap setting display
- Adjustable speed
- Directional switch

MAX CALIBRATION ROLLER MANUFACTURED BY MAXLINER®

Portable manual unit evenly distributes mixed resin through liners up to 10". Includes shims (5-11mm) for appropriate gap setting per liner thickness for wet-out. (Not pictured).



PART #	DESCRIPTION
MAXLG001001	Max Liner Gun
MAX700	MaxLiner Drum 700
HK 2.0 HEATER	Max HotKick 2.0 Mobile Hot Water Curing System
MAXSKSCS	Max SteamKick
MAX E ROLLER SMALL	Max E-Roller Electric Calibration Roller
MCR0001	Max Calibration Roller, manual
MAXLINER SYSTEM ERLE	Complete MaxLiner System with E-Roller




PIPE LINING

MAXPOX RESINS AND HARDENERS MANUFACTURED BY MAXLINER®

MaxPox® epoxy resin systems are two-part, 100% solids, styrene-free epoxies offering superior mechanical properties, chemical resistance, and adhesion to pipe materials, even under very humid and wet conditions. These resins have excellent wet-out capability, low-odor, and no VOCs for quick and easy sewer repairs. A variety of resin and hardener formulations are available to afford installers either a short pot life for fast curing applications to an extended pot life for a more controlled installation. Available in a 40-lb bucket.

PART

MP Resin
MP 30 Hardener
MP 60 Hardener
MaxLight UV Resin
Max VertiPox Resin
Max VertiPox 30 Hardener
Max VertiPox 60 Hardener



MAXLINER CALTUBES

CalTube HF clear, yellow, green	CALHF-020-100-02-03	CALHF-030-100-02-03	CALHF-040-100-02-03	CALHF-050-100-02-03	CALHF-060-100-02-03	CALHF-080-100-02-03		
CalTube clear, stitched			CALSC-040-100-02-01	CALSC-050-100-02-01	CALSC-060-100-02-01	CALSC-080-100-02-01	CALSC-100-100-02-01	CALSC-120-100-02-01
CalTube orange, stitched			CALSO-040-100-02-01	CALSO-050-100-02-01	CALSO-060-100-02-01	CALSO-080-100-02-01	CALSO-100-100-02-01	CALSO-120-100-02-01

MAXLINERS

	2"	3"	4"	5"	6"	8"	10"	12"
FlexLiner 3mm			FLEXL-040-030-02-01		FLEXL-060-030-02-01			
FlexLiner 4.5 mm			FLEXL-040-045-02-01		FLEXL-060-045-02-01			
Flex 4D 4.5mm		FLX4D-306-045-01-02	FLX4D-406-045-01-02		FLX4D-608-045-01-02	FLX4D-806-045-01-02		
Liner Tube PU 3mm		LTUBE-030-030-01-01	LTUBE-040-030-01-01	LTUBE-050-030-01-01	LTUBE-060-030-01-01	LTUBE-080-030-01-01		
Liner Tube PU 4.5mm						LTUBE-080-045-01-01	LTUBE-010-045-01-01	LTUBE-012-045-01-01
Liner Tube PVC 3mm		LTUBE-030-030-02-01	LTUBE-040-030-02-01	LTUBE-050-030-02-01	LTUBE-060-030-02-01	LTUBE-080-030-02-01		
Scrim PU 3mm		LTUBR-030-030-01-01	LTUBR-040-030-01-01	LTUBR-050-030-01-01	LTUBR-060-030-01-01	LTUBR-080-030-01-01		
Scrim PU 4.5mm						LTUBR-080-045-01-01	LTUBR-010-045-01-01	LTUBR-012-045-01-01
Scrim PVC 3mm		LTUBR-030-030-02-01	LTUBR-040-030-02-01	LTUBR-050-030-02-01	LTUBR-060-030-02-01	LTUBR-080-030-02-01		
Superflex 2mm	SFLXD-020-020-01-01	SFLXD-030-020-01-01	SFLXD-040-020-01-01	SFLXD-050-020-01-01	SFLXD-060-020-01-01			
Superflex 4mm		SFLXD-030-045-01-01	SFLXD-040-045-01-01	SFLXD-050-045-01-01	SFLXD-060-045-01-01	SFLXD-080-045-01-01		
WovoLiner 2mm	WOVOL-020-035-01-04							
WovoLiner 3.5mm		WOVOL-030-035-01-04	WOVOL-040-035-01-04	WOVOL-050-035-01-04	WOVOL-060-035-01-04	WOVOL-080-035-01-04		
Preliner			PRELN-040-100-00-05	PRELN-050-100-00-05	PRELN-060-100-00-05	PRELN-080-100-00-05	PRELN-100-100-00-05	PRELN-120-100-00-05



Prices subject to change without notice.
Call for current price.

www.duracable.com | 800-247-4081



DURACABLE
— MANUFACTURING CO —

LOCATOR SYSTEMS

R21893



NAVITRACK SCOUT LOCATOR MANUFACTURED BY RIDGID®

The Scout is ideal for users locating SeeSnake and other sondes and who occasionally need to locate energized lines. On-screen markers guide you to the target and a map traces energized lines using multi-directional locating technology. Displays real-time signal strength at four different frequencies as well as passive AC, with no need to adjust gain, and calculates depth from above the target.

Standard Frequencies:

- Sonde: 16 Hz, 512 Hz, 640 Hz, 874 Hz, 33 kHz
- Line Trace: 128 Hz, 1 kHz, 8 kHz, 33 kHz
- Passive AC Line Trace: 50 Hz, 60 Hz

SEEKTECH™ UTILITY LINE LOCATOR MANUFACTURED BY RIDGID®

Omni-directional antennas, guidance arrows, and an easy-to-read mapping display lead you quickly and accurately to the target line. Continual Depth feature increases productivity by showing depth changes in real time. Current Strength identifies current on target line for faster diagnosis of complex locates.



SEEKTECH™ ST-510 TRANSMITTER MANUFACTURED BY RIDGID®

The SeekTech ST-510 Transmitter is great for tracing buried cable, TV lines, phone lines, and other metallic lines that can carry an electromagnetic signal. It features a direct connect using attached clips, induction from the optional inductive signal clamp, and induction from the transmitter coils.



SEESNAKE FLEXMITTER MANUFACTURED BY RIDGID®

With a SeeSnake FleXmitter you can locate a camera in a line. If your SeeSnake camera is not equipped with a transmitter, you can upgrade your camera with a FleXmitter. A Mini SeeSnake FleXmitter In-Line Transmitter is also available.



REMOTE TRANSMITTER MANUFACTURED BY RIDGID®

The remote transmitter can be attached to a drain cleaning cable or a water jet hose to locate the remote transmitter in a line. A flashing LED indicates that the sonde is transmitting.



PART #

DESCRIPTION

PART #	DESCRIPTION
R19238	Navitrack Scout Locator
R21893	SeekTech SR-20 Utility Line Locator
R76813	SeekTech SR-24LE Utility Line Locator with Bluetooth and GPS
R21903	SeekTech ST-510 Transmitter
R15323	SeeSnake FleXmitter In-Line Transmitter
R15828	Mini-SeeSnake FleXmitter In-Line Transmitter
R16728	Remote Transmitter

LEAK DETECTION



EASYFIND LOCATOR WAND MANUFACTURED BY EASYCAM

The EasyFIND Locator Wand combines portability with the low freq 512 HZ sonde and passive locating capability found in much larger more cumbersome locators. With the EasyFIND Locator Wand you can accurately determine the depth of your sewer inspection camera or a small sonde. The EasyFIND Locator Wand is great in locating blockages and obstructions in non-metallic pipe.

PART #	DESCRIPTION
EC LOCATOR	EasyFIND Locator Wand

M12 PIPELINE LOCATOR MANUFACTURED BY MILWAUKEE

This locator pinpoints sewer camera sondes and traces underground sewer lines. Upon startup, an arrow points in the direction of the sonde to lead you in the right direction. Once in range, an icon appears on-screen confirming the exact location of the sonde. Dual 3D antennas eliminate false peaks, and increase sensitivity and precision. A 4.3" color LCD display provides a clear image even in direct sunlight.

- M12 REDLITHIUM batteries for all-day runtime on a single charge.
- ONE KEY tracking, security, and inventory management.



PART #	DESCRIPTION
MT2580-21	Milwaukee M12 Pipeline Locator Kit

GEN-EAR™ WATER LEAK LOCATION SYSTEM MANUFACTURED BY GENERAL®

Pinpoint water leaks in residential and commercial water lines. Locate leaks under concrete slabs, in walls, swimming pools, and hot tubs. Use the ground sensor for locating water leaks through hard surfaces such as concrete, asphalt, and tile. Use the probe sensor for locating water leaks under soft surfaces such as grass or carpet, or as a contact probe on above-ground pipes or hydrants. The Digital Spectrum Analyzer has 16 filter combinations, LED display, low battery indicator light, and volume control housed in a heavy-duty case. Includes a neck strap and operates on six AA batteries.



XLT-30 LEAK DETECTOR MANUFACTURED BY FISHER®

Fisher's XLT-30 multi-sensor leak detector system is built to perform and priced to compete. With advanced electronic amplification and filtering, a tactile keypad, an easy to read digital display, and notch feature which allows independent suppression of outside interfering noise, the XLT-30 proves its worth again and again. Includes sound rods, bigfoot sensor, probe cable assembly, and headphones.



PART #	DESCRIPTION
GR-LE	Gen-Ear Water Leak Location System with Carrying Case
XLT-30(A)	Leak Detector with Big Foot Microphone and Hydrophonic Probe
XLT-30(D)	Leak Detector with Big Foot and Multi-Sensor Microphones

INSPECTION SYSTEMS



M18 200' PIPELINE INSPECTION SYSTEM

MANUFACTURED BY MILWAUKEE®

Look into 3" to 10" drain lines up to 200' with the industry's shortest 34mm 1080p HD self-leveling camera head. Powered by the M18 500GB Control Hub, this modular system lets you digitally zoom up to 4X and optimize light output inside pipes. Two batteries, charger, tablet mount, and two camera head skirts included.

M18 120' PIPELINE INSPECTION SYSTEM

MANUFACTURED BY MILWAUKEE

Easily inspect 2" to 6" drain lines with the industry's shortest 25mm 1080p HD self-leveling camera head which allows you to pan and digitally zoom up to 4X. The M18 500GB Control Hub powers and swaps the reels, stores recordings, and is part of the modular M18 system. Two batteries, charger, tablet mount, and two camera head skirts included.



M18 WIRELESS MONITOR

MANUFACTURED BY MILWAUKEE

Whether you're outdoors on a roof or in a dimly lit basement, the Milwaukee M18 wireless monitor's 800 x 600 8" screen provides a clear, sharp image. Up to 4X zoom and easy video editing allow you to provide instant feedback to customers.

- Water-resistant
- 200' range
- One-Key inventory technology

PART #	DESCRIPTION
MT2974-22	Milwaukee M18 200' Pipeline Inspection System Kit
MT2973-22	Milwaukee M18 120' Pipeline Inspection System Kit
MT2971-20	Milwaukee Wireless Monitor

CALL US FOR MORE!

We carry a complete line of professional sewer and drain inspection tools and equipment from leading manufacturers including Milwaukee Tool, Ridgid, Drain Gear, EasyCam, and more.

Don't see what you need in our catalog? Call us!

CAMERA SYSTEMS

EASYCAM SEWER CAMERAS

MANUFACTURED BY EASYCAM®

Sewer line inspection is simple with cameras from EasyCam. Repairs on these cameras are quick and easy, getting your camera back in the field days or weeks sooner than with most other brands. In fact, most repairs on these cameras are owner serviceable. A repair kit is available, including a full color replacement camera head, camera head skid, spring assembly, transmitter, cable, and tools. EasyCam is American-made, guaranteed for two years, and engineered by a plumber to be rugged and field repairable.



PART #	DESCRIPTION
EC SL125	EasyCAM 30mm camera with 125' push rod
EC SL150	EasyCAM 30mm camera with 150' push rod
EC SL200	EasyCAM 30mm camera with 200' push rod
EC-RK	EasyCAM camera field-repair kit
EC LOCA-TOR	EasyFIND Locator Wand

//////////////////////////////////// CAMERA SYSTEMS //////////////////////////////////////



SEESNAKE COMPACT2 VERSA SYSTEM

MANUFACTURED BY RIDGID®

The SeeSnake Compact2 system with CS6x Versa monitor delivers 100' of push cable with a 2/5" bend radius. Self-leveling camera head provides an image that is always upright. Quick-release dock for the CS6x Versa Digital Recording Monitor with Wi-Fi provides fast, efficient job setup.

PART # DESCRIPTION

COMPACT INSPECTION SYSTEM

R65103	SeeSnake Compact2 Versa System (with battery and charger)
R48093	SeeSnake Compact2 (reel only)
R45363	SeeSnake Compact2 AC Adapter



SEESNAKE NANOREEL INSPECTION CAMERA

MANUFACTURED BY RIDGID®

The RIDGID SeeSnake® NANOREEL inspection camera opens up new possibilities in drain inspection with the smallest-diameter camera and most flexible push cable of all SeeSnake® systems. This reel is ideal for long-run, small-diameter runs. Applications where only borescopes could reach can now be inspected using the NANOREEL inspection camera. Boiler tubes, supply lines, sprinkler systems, and a wide array of specialty applications can be inspected using the NANOREEL inspection camera.

PART # DESCRIPTION

COMPACT INSPECTION SYSTEM

R70038	SeeSnake NANOREEL Inspection Camera
--------	-------------------------------------

UNIVERSAL ROLLER SKID

The Universal Roller Skid and the Mini Universal Roller Skid with retrieval harness are used for pipeline diagnostics. It dynamically adjusts to the required pipeline diameter – no extra parts, tools, or manual adjustments are required. It has mounting for auxiliary lighting, can negotiate 45-degree elbows in 6" lines and 90-degree elbows in 8" lines, and is constructed of super-tough composite nylon that is lightweight, durable, and will not corrode.

This roller skid keeps the camera above the waterline and thereby reduces wear and tear on your camera head. The retrieval harness allows for secondary, emergency recovery. The PVC extension tube reduces camera flexibility for long runs in large diameter lines. Optional light kits are available to work with the roller skid.

PART # DESCRIPTION

URS1	Universal Roller Skid
URS4	Mini Universal Roller Skid
URS1-L	L1 LED Light Kit, 6000cp




CAMERA SYSTEMS

STANDARD CAMERA REELS

MANUFACTURED BY RIDGID

Equipped with the largest diameter SeeSnake camera head, the Standard is a durable machine for inspecting long runs in main sewer laterals. TruSense HDR image sensor shows you bright, clear in-pipe imaging in difficult lighting conditions. TiltSense data sensor displays the camera's pitch on CSx series WiFi enabled monitors. Use the free HQx Live app to view and record video on your phone or tablet. Choose size and options from the chart below.



SEESNAKE MAX RM200 REEL

MANUFACTURED BY RIDGID®

SeeSnake® rM200 camera reels combine portability and versatility with the interchangeable D2 drum series, offering different combinations of push cable stiffness and spring flexibility to tackle any inspection job. Included TruSense® technology vastly improves down pipe visibility with its High Dynamic Range (HDR) image sensor and its TiltSense™ inclinometer. These SeeSnakes are easy to maneuver, offer ample storage, and feature a convenient docking system to transport SeeSnake monitors. The rM200A series is ideal for tackling lines up to 200' long and 1-½" to 8" diameter. The rM200B series is suited for lines up to 165' long and 2" to 8" diameter.



MICRO CA-350 HAND-HELD CAMERA

MANUFACTURED BY RIDGID®

Documentation is made easy with the RIDGID® micro CA-350 Inspection Camera. Easily record still images and videos in hard-to-reach areas, then share these findings with your customer. Comfortable pistol-grip design, large screen, image rotation, digital zoom, and rugged anodized aluminum camera head with four bright LEDs make it easy to detect and diagnose the unreachable. It comes with a 3-foot flexible cable and an SD card.

- micro CA-350 captures still images and video, uses 3.7V Li-Ion battery or 5V A/C Adapter
- micro CA-150 displays up to 20 still images, uses 4 AA batteries



PART # **DESCRIPTION**

SEESNAKE STANDARD CAMERA REELS

R63613	200' Standard 35mm TruSense Camera Reel
R63588	325' Standard 35mm TruSense Camera Reel
R63603	200' Standard 35mm Self-Leveling TruSense Camera Reel
R63583	325' Standard 35mm Self-Leveling TruSense Camera Reel
R63633	200' Mini 30mm TruSense Camera Reel

SEESNAKE MAX RM200

R63658	SeeSnake rM200A series with TruSense
R63663	SeeSnake rM200B series with TruSense

HAND-HELD CAMERAS

R55898	micro CA-350 Hand-Held Inspection Camera
R36848	micro CA-150 Hand-Held Inspection Camera

MONITORS & RECORDERS

SEESNAKE C40 AND M40 CAMERA SYSTEMS

MANUFACTURED BY RIDGID®



The SeeSnake Compact C40 provides digital recording monitoring with Wi-Fi for fast, efficient job setup. Tilt monitoring allows you to view your monitor at your desired angle or remove it for convenient job site placement. Always nail the image with self-leveling camera technology. The TruSense technology features a high dynamic range image sensor with two-way communication between the camera and Seesnake. Both the C40 and M40 feature a quick-release dock for the CS6x Versa.

The Compact M40 offers similar performance to the SeeSnake Mini in the popular Compact form factor, combining a small package and all-in-one monitor capability. Now available with TruSense™ technology. The Compact M40 has 131' of moderately stiff push cable, providing a good compromise between stiffness and the ability to navigate turns.

CS12X MONITOR

MANUFACTURED BY RIDGID®



A durable, easy-to-use, digital reporting monitor. Wi-Fi stream or record images and video inspections to your phone or tablet, or save to a USB drive. The 1024 x 768 resolution on a 12.1" display allows you to operate the monitor in bright outdoor environments. AC adapter and dual lithium battery functionality delivers maximum runtime at the job site.

CS6X VERSA MONITOR

MANUFACTURED BY RIDGID



Improving jobsite ergonomics, the CS6x Versa has high and low monitor mounting positions and a unique pivoting frame that lets users tilt the monitor to the desired angle for optimal viewing efficiency. This design allows the sunshade to remain open in all usage situations for maximum glare reduction.

CS65XR MONITOR

MANUFACTURED BY RIDGID



An all-in-one plumbing diagnostics reporting solution. Built on the time-tested platform of the SeeSnakeCS65x monitor, the crisp 1024 x 768 XGA resolution and daylight viewable display give exceptional viewing. 128 GB internal SSD provides ample storage for multiple jobs. Live stream with integrated Wi-Fi and Bluetooth.

PART # DESCRIPTION

CAMERA SYSTEMS

R63828	C40 Camera System
R63818	M40 Camera System

REPORTING MONITORS

R57288	CS12x Digital Reporting Monitor with Wi-Fi, two batteries and charger
R64943	CS6x Versa Digital Reporting Monitor with Wi-Fi
R64968	CS6x Versa Digital Reporting Monitor with two batteries and charger
R69038	CS65XR SeeSnake Monitor

TOOLS

SUPERFREEZE™ SF-2500 PIPE FREEZER MANUFACTURED BY RIDGID®

The SuperFreeze SF-2500 Pipe Freezer allows you to keep water systems operating while making repairs. The SuperFreeze SF-2500 Pipe Freezer is a mini-refrigeration unit that circulates self-contained refrigerant to its aluminum freeze heads. This forms an ice plug in as little as five minutes in copper tubes up to 2½" and up to 2" in steel pipes. Copper tube capacity is 1/2" to 2½" and steel pipe capacity is 1/2" to 2". Compressor is 115V, 60 Hz, 4.3A or 230V, 50Hz, 2.4A. Hose length: 8½'. Dimensions: 21" x 10½" x 13". Weight: 55 pounds.



PART #	DESCRIPTION
R68967	SuperFreeze SF-2500 Pipe Freezer

PIPE AND PRESS TOOLS MANUFACTURED BY MILWAUKEE®

The Force Logic™ Press Tool is the single lightest press tool in the market today. Featuring a one-handed, in-line design, it will operate nearly anywhere you can fit your arm. Be assured of secure, quality connections with this advanced tool.



Press Tool

The Plastic Pipe Shear's razor-sharp pierce-point leaves material clean, burr-free, and ready for installation with over 200 cuts on one battery charge.



Plastic Pipe Shear

The Cordless Copper Tubing Cutter Kit's unique cutting mechanism automatically adjusts diameter to cut Type K, L, and M copper pipes from 3/8" to 1". Cut installed copper piping with as little as 1½" clearance. A built-in LED light illuminates the cutting surface.



Copper Tubing Cutter

PART #	DESCRIPTION
MT2473-22	M12 Force Logic Press Tool Kit with 1/2" - 1" Jaws (with two batteries, charger, and case)
MT2470-21	M12 Plastic Pipe Shear Kit (with one battery, charger, and case)
MT2471-21	M12 Cordless Copper Tubing Cutter Kit (with one battery, charger, and case)

DURACABLE IS A RIDGID AUTHORIZED REPAIR CENTER

CAMERAS ===== MONITORS ===== LOCATORS ===== TRANSMITTERS

QUICK TURNAROUND - FLAT RATE PRICING ON MOST REPAIRS

CALL 800-247-4081 TO SCHEDULE A REPAIR

TOOLS



RP 350 STANDARD PRESS TOOL MANUFACTURED BY RIDGID®

Suited to commercial plumbers working with 1/2" to 4" lines, the RIDGID RP 350 features a brushless motor that is capable of over 100,000 press cycles between scheduled maintenance. Access hard-to-reach locations with endless 360° swivel. With the most advanced LED lighting, the RP 350 has been upgraded from top to bottom. Coupled with with all RIDGID Standard Series jaws, rings, actuators, and attachments, this tool's versatility is unmatched in the industry.

RP 350 Capacity:

1/2" to 4" for carbon steel (press booster is needed for 2 1/2" to 4" carbon steel)

1/2" to 4" copper and stainless steel

1/2" to 2" for PEX



RP 240 COMPACT PRESS TOOL MANUFACTURED BY RIDGID®

This compact, pistol-grip press tool is perfect for residential plumbers working with up to 1 1/4" copper, 1 1/2" PEX, and 1" carbon steel. 15% smaller and 10% lighter than its predecessor (RP 210-B), this lightweight, low profile tool is ergonomically designed to help you easily work in the most difficult jobsite conditions. The RP 240 also offers many unique features, like Bluetooth connectivity (connecting the tool to the RIDGID Link app), which allows users to track numbers of cycles, battery information, and much more.



RP 241 COMPACT PRESS TOOL MANUFACTURED BY RIDGID®

For those who prefer an inline grip, the compact 241 press tool presses up to 1 1/4" copper, 1 1/2" PEX, and 1" carbon steel. 25% smaller and 10% lighter than its predecessor, this lightweight, low profile design is ergonomically designed to help you easily work overhead and in tight spaces. The RP 241 Kit includes two 12V Advanced Lithium Ion Batteries, each providing more than 140 crimps per charge.

PART #	DESCRIPTION
R67053	RP 350 Press Tool Battery & Charger Kit w/ 1/2" - 2" ProPress Jaws
R67058	RP 350 Press Tool Battery & Charger Kit w/ 1/2" - 1" ProPress Jaws
R67063	RP 350 Press Tool Battery & Charger Kit (no jaws)
R67068	RP 350 Press Tool Corded Adapter Kit w/ 1/2" - 2" ProPress Jaws
R67073	RP 350 Press Tool Corded Adapter Kit w/ 1/2" - 1" ProPress Jaws
R67078	RP 350 Press Tool Corded Adapter Kit (no jaws)
R67083	RP 350 Press Tool only
R57398	RP 240 Press Tool Kit
R57363	RP 241 Press Tool Kit

HANDHELD MACHINES

K-45 MACHINE MANUFACTURED BY RIDGID®

The K-45 sink machine is excellent for small line cleaning. It opens clogged lavatory, sink lines, urinals, bathtubs and shower drains. It is available in two styles – manual and auto-feed. Both have the slide-action chuck for quick locking and releasing of the cable. The advanced two-way auto feed style keeps hands and work area clean by advancing and retrieving cable with the push of a lever. It is lightweight, easy-to-use and no setup is required.

- The variable-speed power unit rotates the cable from zero to 600 RPM.
- The reel capacity is 50' of 5/16" cable or 35' of 3/8" cable.
- Approved by CSA to CSA and UL Standards (115V only).
- Two-piece "twist lock" canister with an interchangeable inner reel.



PART #	DESCRIPTION
--------	-------------

R36013	K-45 Machine Package (with slide-action chuck, auto-feed, and 5/16" x 25' cable with carrying case)
--------	---

SUPER-VEE™ MANUFACTURED BY GENERAL®

The Super-Vee offers you a complete system for cleaning drain lines through 3" in diameter. The Super-Vee features a Dyna-Thrust™ bearing system which helps carry the weight of the reel, significantly reducing wear on the motor shaft bearing and extending the life of the tool.

The Super-Vee is UL-listed and CSA-approved. The ball-bearing motor is double-insulated and is reversible with variable speed control from 0 – 500 rpm. The slide-action chuck has a grip shield that moves back to engage the cable and moves forward to release the cable. With a quick movement of the grip shield, you release or engage the cable without the need for a chuck, and with automatic adjustment for different diameter cables. The reel capacity is 50' of 1/4" or 5/16" cable, or 35' of 3/8" cable. Carrying case included.



PART #	DESCRIPTION
--------	-------------

SVH	Super-Vee Machine (includes slide-action chuck, vari-speed motor with reversing switch, inner plastic reel)
-----	---

KINETIC WATER RAM™ MACHINE

MANUFACTURED BY GENERAL®

This compact, lightweight tool is handy for quickly opening clogged sinks, toilets, and bathtubs. It handles rust, grease, sediment, and scale in lines up to 4" in diameter using a burst of compressed air that drives a shock wave (kinetic energy) through water to break up stoppages. It is particularly useful when the stoppage is on the far side of a trap or series of tight bends, since the shock wave can travel around bends without losing its force. The Kinetic Water Ram's 16 gauge plated cylinder is tested for up to 600 lbs. of pressure. A 160 lb. gearless pressure gauge provides pinpoint pressure control, and a built-in air compressor easily pumps up to desired pressure. Equipped with a Schraeder valve, it can be used with an external air compressor for clearing difficult stoppages. Standard fittings include a caulking hose, 4" tapered rubber cone, and five tapered rubber plugs for sealing openings from 1 1/4" through 4" lines.




PART #	DESCRIPTION
--------	-------------

KWR	Kinetic Water Ram with carrying case
KR-RK	Repair Kit for Kinetic Water Ram

TOOLS

TOILET AUGERS

The toilet auger is a flexible, heavy-duty tool with a wire rope center. The flexible drop head works like a cushioned universal joint, following bowl contours and sharply angled passages while protecting inner walls from chipping and breaking. Three- or six-foot replacement cables are available.



URINAL & COMBINATION AUGERS

General's urinal augers are specially designed and coiled for clearing urinals. Ridgid makes a combination auger that can be used both manually and with a drill to clear urinal or shower drains. The handle removes so that a drill can be attached. The telescoping design allows the cable to reach further down the line, and the 'c' cutter on the end of the cable is ideal for breaking up blockages.



FLUSHING BAGS

The next time you need to flush grease and mulch from lines after cleaning them with blades or wire brushes, try a canvas flushing bag that can be used with a standard garden hose.



PART #	DESCRIPTION
--------	-------------

TOILET AUGERS

3FL	General 3' Toilet Auger with regular head
3FL-DH	General 3' Toilet Auger with drop head
T6FL	General 6' Toilet Auger with regular head
T6FL-DH	General 6' Toilet Auger with drop head
R59787	Ridgid 3' Closet Auger with bulb head (K-3)
R59802	Ridgid 6' Closet Auger with drop head (K-6DH)

URINAL & COMBINATION AUGERS

TU4	General Telescoping Urinal Auger
RSTU4	General Replacement Auger for TU4
R46683	Ridgid 4' Combination Auger with 'C' cutter (K-1)

PART #	DESCRIPTION
--------	-------------

FLUSHING BAGS

FB1-1/2	1½" Canvas Flushing Bag
FB2	2" Canvas Flushing Bag
FB3	3" Canvas Flushing Bag
FB4	4" Canvas Flushing Bag
FB6	6" Canvas Flushing Bag


TOOLS

MANHOLE HOOK MANUFACTURED BY T & T TOOLS

The Manhole Hook is a strong, high-quality tool for opening manhole covers. The in-line "D" handle and rigid shank offer versatility and safe handling with gloved hands. Made of durable, heat-treated 5/8" hex alloy steel, it resists bending and flexing.

HANDY HOOK™ MANUFACTURED BY T & T TOOLS

Handy for those tough jobs such as lifting riser covers, opening steel grates, lifting septic tank lids, pulling skids in trucks, moving machinery, and moving portable toilets. The handle is a sturdy 1" x 11" solid steel and big enough to grip with both hands, even when wearing gloves. The shaft is 1/2" round alloy steel or 3/8" stainless steel. The steel handle and shaft are threaded and welded to ensure a secure connection and alignment.



PART #	DESCRIPTION
--------	-------------

MANHOLE HOOK	
HT024	24" Manhole Hook with in-line 'D' handle
HT025	24" Manhole Hook with rotated 'D' handle
HT028	24" Manhole Hook with oversized 'D' handle
HT026	30" Manhole Hook with in-line 'D' handle
HT027	30" Manhole Hook with rotated 'D' handle

HANDY HOOK	
HT021	30" Long Handy Hook
HT023	16" Stainless Steel Handy Hook

FIBERGLASS UTILITY PROBES MANUFACTURED BY HISCO®

Hisco probes are constructed of 1/2" fiberglass, which means that they will not conduct electricity. They also do not absorb moisture or transmit heat or cold, which keeps your tools from warping.


MANHOLE COVER HOOK MANUFACTURED BY HISCO®

The Manhole Cover Hook by Hisco features 1/2" steel rod with a vinyl coated T-handle.

PART #	DESCRIPTION
--------	-------------

FIBERGLASS UTILITY PROBES	
HIUP-36	36" Utility Probe
HIUP-42	42" Utility Probe
HIUP-48	48" Utility Probe

MANHOLE COVER HOOK	
HIMHH25	25" Manhole Cover Hook
HIMHH40	40" Manhole Cover Hook



TOOLS

MIGHTY PROBES™ MANUFACTURED BY T & T TOOLS®

Insulated metal soil probe with current isolator protects operator against electrical shock. The high-quality alloy steel shaft resists bending and bowing and is threaded for a tip or coupler and extension. The tapered edges of the tip make penetration and withdrawal easier. The Mighty Probe lengths includes the 6" current isolator; the 48" reaches 42" deep (48" overall minus 6" isolator equals 42" rod).



SMART STICK™ SOIL PROBES

MANUFACTURED BY T & T TOOLS®

Heavy-duty soil probe resists bending and is designed for easy penetration and withdrawal. High visibility yellow handles have a smooth vinyl grip to soften impact. The sturdy solid steel 1" x 11" handle is large enough to grip with both hands, even while wearing gloves. The handle and shaft are threaded for a secure connection and ease of replacement. The replaceable tip is a pointed or rounded long-lasting heat-treated alloy steel.

WATER PROBES MANUFACTURED BY T & T TOOLS

The Water Probe penetrates hard, dry soil. It also works well for getting through the frost layer, and can be used to clean out meter boxes. Unique design allows water to flow through the shaft. Let the water do the work for you – there is no need to push hard.

STRIKING HEAD™ PROBES

MANUFACTURED BY T & T TOOLS

Designed to break through tightly packed or frozen soil. Weighted 2" wide hex head is counter-bored for durability when striking with a maul. The handle is 11".

PART #	DESCRIPTION
--------	-------------

T & T TOOLS EXTENSION / REPLACEMENT RODS & TIPS

HT037	30" Extension/Replacement Rod
HT038	36" Extension/Replacement Rod
HT039	42" Extension/Replacement Rod
HT061	54" Extension/Replacement Rod
HT041	60" Extension/Replacement Rod
HT043	Rod Coupler
HT044	Standard 3/8" Heat Treated Tips (3/pack)
HT071	Standard 3/8" Heat Treated Tips (12/pack)
HT045	Ball Nose Heat Treated Tips (3/pack)

PART #	DESCRIPTION
--------	-------------

MIGHTY PROBE

HT001	36" Mighty Probe
HT002	42" Mighty Probe
HT003	48" Mighty Probe
HT004	54" Mighty Probe
HT048	60" Mighty Probe
HT005	66" Mighty Probe
HT049	72" Mighty Probe
HT006	78" Mighty Probe

SMART STICK SOIL PROBES

HT007	36" Smart Stick Soil Probe
HT008	42" Smart Stick Soil Probe
HT009	48" Smart Stick Soil Probe
HT050	54" Smart Stick Soil Probe
HT010	60" Smart Stick Soil Probe
HT054	Handle and Grips for Smart Stick Soil Probe

WATER PROBES

HT012	48" Water Probe
HT013	60" Water Probe
HT046	48" Water Probe Replacement Rod
HT047	60" Water Probe Replacement Rod

STRIKING HEAD PROBES

HT015	42" Striking Head Probe
HT016	48" Striking Head Probe
HT017	60" Striking Head Probe
HT018	72" Striking Head Probe
HT057	Handle & Grips for Striking Head Hex

JOB SITE SUPPLIES



RGLOVE



PART #	DESCRIPTION
--------	-------------

COVERS AND PROTECTORS

CW001	Wheel Covers (25 pairs per box)
CS001	Shoe Covers (50 pairs per box)
SDM	Surface Defense Mat
COVERALLXL	Disposable Coverall (XL)
COVERALLXXL	Disposable Coverall (XXL)

GLOVES

RGLOVE	Blue PVC Glove
PREM. GLOVES	Premium Leather Gloves
LGLOVE	Leather Gloves with Safety Cuff
UGLOVE	Rough Coated PVC Glove with Band Top
UGLOVE1	Rough Coated PVC Glove with 12" Gauntlet



PREM. GLOVES



LGLOVE



UGLOVE



UGLOVE1

ORDERING INFORMATION

HOW TO ORDER:

Copy and re-use the handy order form at the back of this catalog to prepare your order, including part numbers and quantities. Have your customer number ready (located on the top of your invoice).

■ CALL 1-800-247-4081

Customer service hours are Monday through Friday, 8:30 a.m. – 5 p.m. Eastern Standard Time.

■ ORDER ONLINE AT DURACABLE.COM

■ EMAIL YOUR ORDER TO SALES@DURACABLE.COM

Methods of Payment - There are three methods of payment available:

1. Open account. A line of credit is determined by Duracable Manufacturing Company. You will be billed for all purchases.
2. ACH bank transfer.
3. Visa, Master Card, Discover, or American Express.

Credit Policy - Net 30 days. All balances must be paid within 30 days of invoice date - please allow at least 3 to 5 days for postal delivery.

Late Fees - All balances over 30 days past due will be subject to a 1-1/2% monthly late charge (18% APR).

Sales Tax - We are registered to collect and remit sales tax in all states EXCEPT the following: AK, DE, DC, ME, MS, MT, NH, ND, OR, PR, VT, WV and WY (subject to change). If you are located in any of these states we recommend that you contact your tax advisor about any use tax that may be owed. Exempt customers must provide a sales tax exemption certificate to our Customer Service Department. Online exempt orders must login to their account instead of using guest checkout.

Pricing - We make every effort to get you the best price on items from our vendors. Distributed product pricing is subject to change frequently and without notice. Please call us for current pricing on items we carry that are not manufactured by Duracable.

All products and prices are subject to change without notice.

SHIPPING:

Delivery Speed - Most orders are processed and shipped within three to five business days of receipt. Delivery times can vary depending on your location. Overnight shipment is available by request but will increase your shipping cost.

Shipping Costs - Shipping costs vary based on material classification, weight, distance, and carrier. Duracable Manufacturing receives discounts from several freight carriers; these savings are passed on to you when shipping your order. Your order will be shipped by the most economical method, based on your order weight and delivery speed requirements.

Weight: Individual packages up to 150 lbs. are shipped United Parcel Service (UPS). Packages exceeding this weight are shipped by motor freight, incurring a single charge for packages by weight level, typically 500 pounds, 1,000 pounds, etc.

Speed: One-day and two-day UPS air delivery is available anywhere in the U.S. for an additional charge.

Free shipping is available on qualifying orders totaling over \$3,000. Free shipping applies only to qualifying orders shipped within the contiguous United States. Drain care products, resins, and other liquids do not qualify for free shipping.

Shipping Damages - Delivery driver's signature for a shipment from Duracable Manufacturing indicates that all items listed on the Bill of Lading were received in good order and the carrier is responsible to deliver these items to you in the same good order. To guard against financial loss from damaged or lost shipments, we recommend the following precautions.

1. Check your shipment upon arrival to confirm that all items on the Freight Bill agree with the Bill of Lading or invoice from Duracable Manufacturing.
2. Damaged goods or the short shipment does not justify a refusal to accept the merchandise. In case of shortage or damage, ask the driver to note the shortage or damage on the Freight Bill and sign it. A signed Freight Bill without any notation of damage or loss releases the transportation company from any liability. Any concealed damage must be reported to the transportation company within 15 days of delivery.
3. If a claim is necessary, the transportation company will inspect the damage or trace the loss and will provide you with a claim form. The copy of the Freight Bill – with the shortage or damage noted on it and signed by the delivering carrier's representative – is the best possible support for your claim. Although our legal liability for your shipment ceases when the transportation company signs for it at our dock, we are always willing to help you in any way possible in tracing lost shipments or assisting you with your claims when necessary.

ORDERING INFORMATION

RETURNS:

Incorrectly Shipped or Defective Goods - If your shipment was wrong or defective and needs to be returned to Duracable, contact the Sales team immediately. Items must be returned to Duracable Manufacturing within 30 days of the invoice date. We will provide you with a Returned Goods Authorization number (RGA). Items returned without an RGA on the outside of the package will be returned to sender. The RGA will expire after 60 days and returned items will be charged a 20% restocking fee. Provide the serial number and model number of the item and the reason for the return. Include a copy of your original invoice. If returning cable, include the Inventory tag and a minimum of seven feet of cable. Improperly packaged items will be refused and returned to you and credit will be denied. If the item is packaged in the original carton, the carton must be in reusable condition. Duracable Manufacturing will credit reasonable shipping costs for items deemed defective by the manufacturer within the warranty period. Include a copy of the receipt from the shipping company for possible credit of freight. All unnecessary freight shipments will not be paid. No C.O.D. returns will be accepted. Goods for which credit is denied will be scrapped unless otherwise noted.

Non-Returnable Goods - The following items may not be returned: goods more than 90 days old; special orders; discontinued items; goods that are unacceptable for resale; goods returned without proper documentation and RGA number; machines without a serial number; goods not in the original carton or case; incomplete cases of goods purchased as a full case.

REPAIRS AND WARRANTIES:

Items Under Warranty - If something should malfunction on your machine while still under warranty, contact the Customer Service Department. You will need to supply the model number, serial number, and description of the problem. Please also provide a copy of your original invoice. We will provide you with an RGA number. This number must be identified on the outside of the return package. Duracable will have UPS® pick up the package at no charge to you.

Repairs - If your machine is not working properly, you may return it to Duracable Manufacturing for inspection and/or repairs. Contact your account manager for an RGA number. Package the machine properly and identify the outside of the package with the RGA number. You are responsible for the freight. Duracable Manufacturing will inspect your machine for \$225. Repairs are billed at \$150 per hour. We will contact you with an explanation of recommended repairs and a cost estimate. If you decide to have Duracable Manufacturing repair your machine, the inspection fee will be credited.

PRODUCT WARRANTIES:

Machines - All machines need to be returned to the manufacturer for repair or replacement. Most Duracable Manufacturing drain cleaning machines have a two-year warranty on the frame and motor from the date of purchase. However, the DM175, DM162, and DM55 machines have a three-year warranty on the frame and gearbox from the date of purchase. Ridgid has a six-month guarantee on the motor for the K7500 and the K3800. Picote has a one-year guarantee on machines. Guarantee is at the manufacturer's discretion.

Cable - DuraFlex® cable is guaranteed for 30 days against material defects. If returning cable, the cable inventory tag must accompany the return with a minimum of seven feet of cable.

Drain Care Products - ProClean® Drain Care Products are guaranteed for one year from the date of purchase. Duracable Manufacturing will replace the product, not refund the purchase price. For RootX, you must make a claim within one year of purchase, not within the first year of application, and Duracable Manufacturing will replace the product.

GFCI Cord - The GFCI cord has a two-year warranty.

Reels - Polyethylene reels are covered by a three-year warranty. Metal reels have a two-year warranty.

Blades and Ends - Blades and ends have a 30-day warranty.

Foot Pedals - The rubber air foot pedal has a two-year warranty and the metal air foot pedal has a one-year warranty. Customer installation of a foot pedal on models DM125 or DM138 will VOID the machine warranty. To keep the warranty valid you must ship the machine back to Duracable Manufacturing for installation of the foot pedal. A \$35 labor fee applies, plus customer pays all shipping.

Time Flow Meters - Time Flow Meters have a limited one-year warranty. The warranty is at the discretion of the manufacturer. Call for details.

Warranties on items not manufactured by Duracable are at the manufacturer's discretion.

Note - There is no warranty on the following types of "wear" items, including but not limited to: arms, bearings, belts, tires, reinforcement strips, etc.

////////// CREDIT APPLICATION //////////

300 Ashworth Road • West Des Moines, IA 50265 • Phone: 800-247-4081 • Email: sales@duracable.com

Business Name: _____

Street Address: _____ Phone: _____ Email: _____

City: _____ State: _____ Zip: _____

Full name of owner or owners (or an authorized officer of corporation). List home address and zip code for partnership or individual.

Please check one: <input type="checkbox"/> Individual Partnership <input type="checkbox"/> Corporation	Federal Tax No. _____
--	-----------------------

Applicant (individual signing contract): _____ Title: _____

Applicant's Social Security Number: _____ Type of Business: _____

Estimated Annual Sales: _____ Real Estate Mortgage: _____

Former Business: _____ Location: _____

Own Rent. If rent, from whom: _____ Value: _____

Real Estate Mortgage: _____

TRADE REFERENCES

Business Name	Address	City, State, Zip	Phone Number	Email
_____	_____	_____	_____	_____
_____	_____	_____	_____	_____
_____	_____	_____	_____	_____

Name of Bank: _____

Street Address: _____

City: _____ State: _____ Zip: _____

Applicant's signature attests financial responsibility, ability and willingness to pay our invoices in accordance with the following terms: Net 30 days.

The above information is for the purpose of obtaining credit and is warranted to be true. We hereby authorize Duracable Manufacturing Company to investigate the references listed pertaining to my/our credit and financial responsibility.

Business Name: _____

By: _____
Signature Title

ORDER FORM

300 Ashworth Road • West Des Moines, IA 50265 • Phone: 800-247-4081 • Email: sales@duracable.com

BILL TO: _____ **SHIP TO:** Check if same as 'Bill To'

Customer #: _____ Shipping: Standard Rush (will incur an additional cost)

Customer P.O. #: _____ Order Date: _____

Company Name: _____ Company Name: _____

Contact Name: _____ Contact Name: _____

Street Address: _____ Street Address: _____

City: _____ State: _____ Zip: _____ City: _____ State: _____ Zip: _____

Phone: _____ Phone: _____

E-mail: _____ E-mail: _____

Tax Exempt? Provide Certificate if not already on file.

Payment Method: Visa MasterCard American Express Discover Bill My Account

Credit Card #: _____ Expiration Date: ____ / ____ Signature: _____

Quantity	PART #	Description	Unit Price	Total



DURACABLE
— MANUFACTURING CO —

300 ASHWORTH ROAD

WEST DES MOINES, IA 50265

DURACABLE.COM ----- **800-247-4081**

★ **BUILT USA** TOUGH ★



CABLES



BLADES



MACHINES



DRAIN CARE